



**TOPS**  
**HARDWARE**

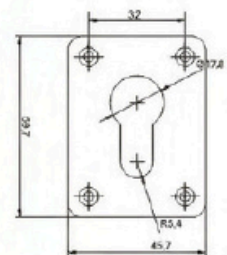
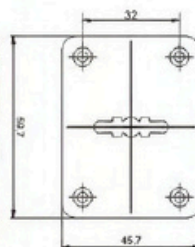

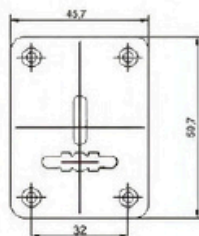
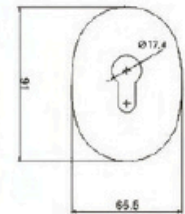
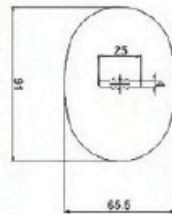
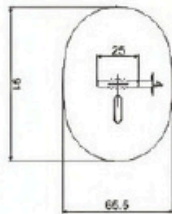
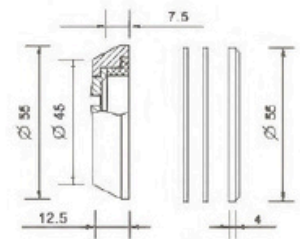
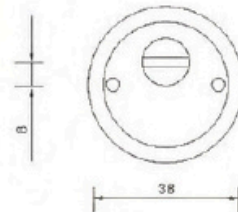







## FEATURES

Manufactured from a steel alloy with a hardness of 60 HRC to give excellent protection against drill attack.

Designed for use with Europrofile cylinders  
 Finishes available: CP, PVD, SN, AB, etc.







# TOPS HARDWARE

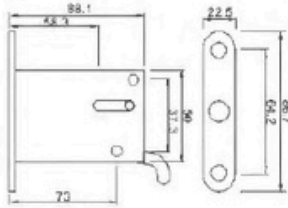
MORTISE LOCK BODY SERIES





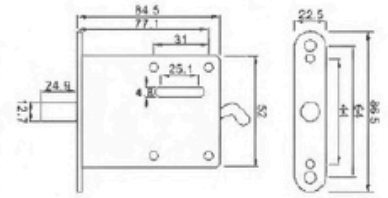
### MTL-1

- Material:  
Panel:Iron  
Bar:Iron
- Backset:65mm
- Finish: ZP,CP



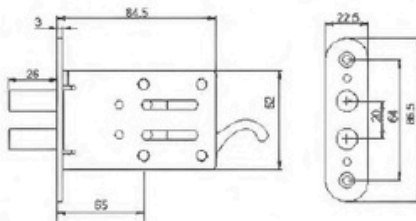
### MTL-2

- Material:  
Panel:Iron  
Bar:Iron
- Backset:65mm
- Finish: ZP,CP



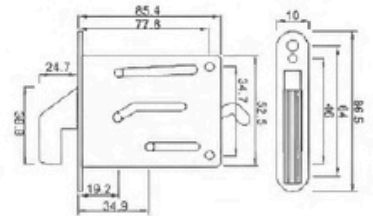
### MTL-3

- Material:  
Panel:Iron  
Bar:Iron
- Backset:65mm
- Finish: ZP,CP



### MTL-4

- Material:  
Panel:Iron  
Hook:Iron
- Backset:65mm
- Finish: ZP,CP







6706111



6707111



6702111



6704111




6701111



6703111



6708111



6708111



6705111



AND MORE.....

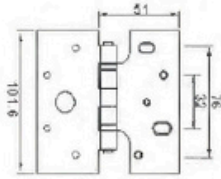




### Sundoor Hinge-1

Material: Steel

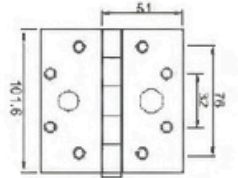
Finish: AB,AC,NP,GP,CP,PB



### Sundoor Hinge-2

Material: Steel


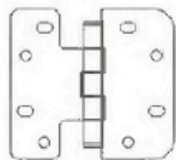
Finish: CP



### WPC Door Hinge

Material: Steel

Finish: AB,AC,NP,GP,CP,PB



### Hinge Frame

Material: Steel

Finish: ZP,CP






## PE47

**Material**  
Panel: Iron/Stainless Steel  
Latch bolt: Zinc Alloy

**Center:** 47mm  
**Backset:** 50mm

**Finish:** AB/AC/NP/GP/CP/PB

A(mm)	45	50
B(mm)	69	74

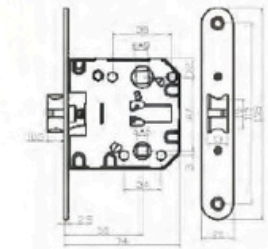


## PE47S

**Material**  
Panel: Iron/Stainless Steel  
Latch bolt: Zinc Alloy/Plastic

**Center:** 47mm  
**Backset:** 50mm

**Finish:** AB, AC, NP, GP, CP, PB



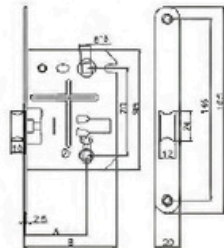
## PE70

**Material**  
Panel: Iron/Stainless Steel  
Latch bolt: Zinc Alloy

**Center:** 70mm  
**Backset:** 45.50mm

**Finish:** AB/AC/NP/GP/CP/PB

A(mm)	45	50
B(mm)	69	74



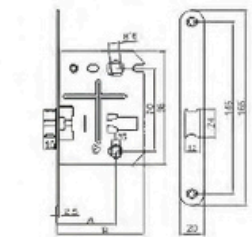
## PE70S

**Material**  
Panel: Iron/Stainless Steel  
Latch bolt: Zinc Alloy/Plastic


**Center:** 47mm  
**Backset:** 45.50mm

**Finish:** AB/AC/NP/GP/CP/PB

A(mm)	45	50
B(mm)	69	74



## 170

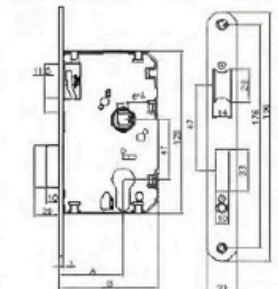


## 2110

**Material**  
Panel: Iron/Stainless Steel  
Latch bolt: Zinc Alloy  
Dead bolt: Iron

**Center:** 47mm  
**Backset:** 40/50/60mm

**Finish:** AB/AC/NP/GP/CP/PB

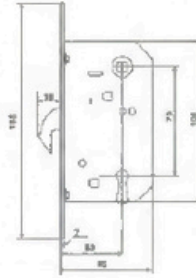


## 1900

Material  
Panel:Iron/Stainless Steel  
Hook:Zinc Alloy

Center:70mm  
Backset:50mm

Finish: AB,AC,NP,GP,CP,PB

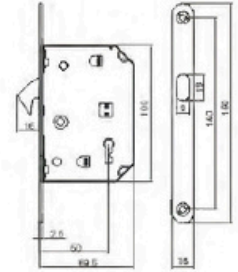


## 4130

Material  
Panel:Iron/Stainless Steel  
Hook:Zinc Alloy

Backset:50mm

Finish: AB/AC/NP/GP/CP/PB

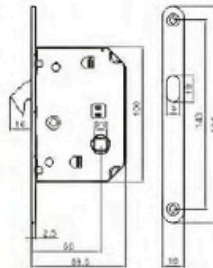


## 4120

Material  
Panel:Iron/Stainless Steel  
Hook:Iron

Backset:50mm

Finish: AB/AC/NP/GP/CP/PB

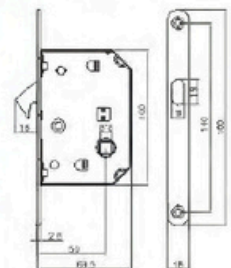


## 4120B-I

Material  
Panel:Iron/Stainless Steel  
Round bolt:Zinc Alloy

Backset:50mm

Finish: AB,AC,NP,GP,CP,PB



## 6459

Material  
Panel:Iron  
Latch bolt:Zinc Alloy/Brass  
Dead bolt:Zinc Alloy

Center:70mm  
Backset:50mm

Finish: AB,AC,NP,GP,CP,PB



## 6460

Material  
Panel:Iron  
Latch bolt:Zinc Alloy/Brass  
Dead bolt:Zinc Alloy

Center:70mm  
Backset:50mm

Finish: AB,AC,NP,GP,CP,PB





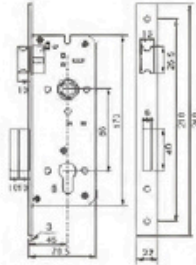


### 8545

Material  
Panel:Iron/Stainless Steel  
Latch bolt:Zinc Alloy/Iron  
Square bolt:Zinc Alloy/Iron

Center:85mm  
Backset:45mm

Finish: AB,AC,NP,GP,CP,PB

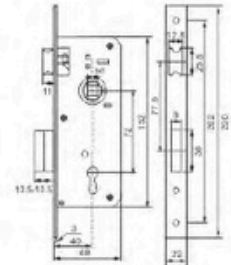


### 9010BK

Material  
Panel:Iron/Stainless Steel  
Latch bolt:Zinc Alloy/Iron  
Square bolt:Zinc Alloy/Iron

Center:72mm  
Backset:40mm

Finish: AB,AC,NP,GP,CP,PB

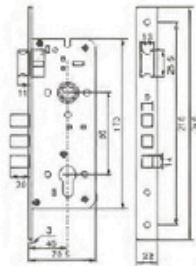


### 8545-3

Material  
Panel:Iron/Stainless Steel  
Latch bolt:Zinc Alloy/Iron  
Square bolt:Iron

Center:85mm  
Backset:45mm

Finish: AB,AC,NP,GP,CP,PB

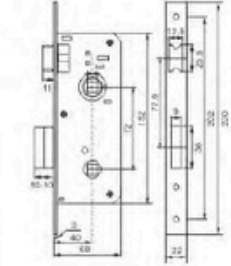


### 9010BB

Material  
Panel:Iron/Stainless Steel  
Latch bolt:Zinc Alloy/Iron  
Square bolt:Zinc Alloy/Iron

Center:72mm  
Backset:40mm

Finish: AB,AC,NP,GP,CP,PB

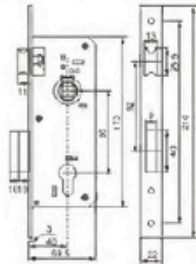


### 152R-40

Material  
Panel:Iron/Stainless Steel  
Latch bolt:Zinc Alloy/Iron  
Square bolt:Zinc Alloy/Iron

Center:85mm  
Backset:40mm

Finish: AB,AC,NP,GP,CP,PB

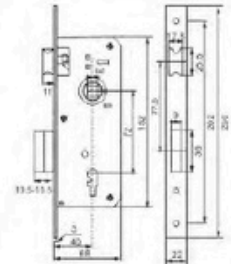


### 9010K

Material  
Panel:Iron/Stainless Steel  
Latch bolt:Zinc Alloy/Iron  
Square bolt:Zinc Alloy/Iron

Center:72mm  
Backset:40mm

Finish: AB,AC,NP,GP,CP,PB



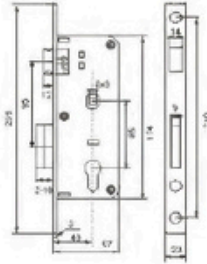


## 7011

Material  
Panel: Iron/Stainless Steel  
Latch bolt: Zinc Alloy/Iron  
Square bolt: Zinc Alloy/Iron

Center: 85mm  
Backset: 40mm

Finish: AB, AC, NP, GP, CP, PB

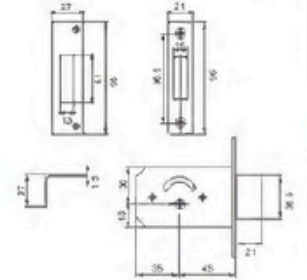


## 156F

Material  
Panel: Iron/Stainless Steel  
Round bolt: Zinc Alloy/Iron

Backset: 45mm

Finish: AB, AC, NP, GP, CP, PB

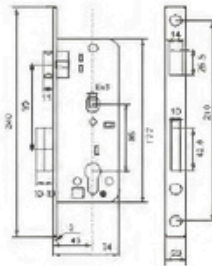


## 530

Material  
Panel: Iron/Stainless Steel  
Latch bolt: Zinc Alloy/Iron  
Square bolt: Zinc Alloy/Iron

Center: 85mm  
Backset: 45mm

Finish: AB, AC, NP, GP, CP, PB

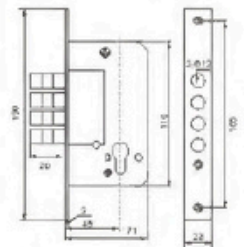


## 189-3

Material  
Panel: Iron/Stainless Steel  
Round bolt: Iron

Backset: 45mm

Finish: AB, AC, NP, GP, CP, PB

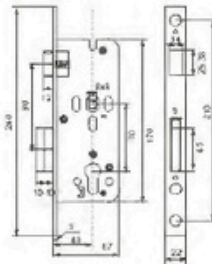


## C002

Material  
Panel: Iron/Stainless Steel  
Latch bolt: Zinc Alloy/Iron  
Square bolt: Zinc Alloy/Iron

Center: 70mm  
Backset: 40mm

Finish: AB, AC, NP, GP, CP, PB

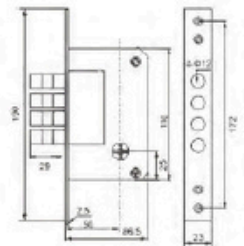


## 189-4

Material  
Panel: Iron/Stainless Steel  
Round bolt: Iron

Backset: 50mm

Finish: AB, AC, NP, GP, CP, PB







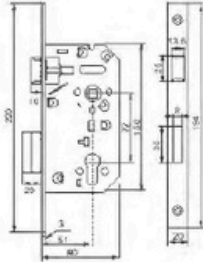


### Z7504B-C

Material  
Panel: Iron/Stainless Steel  
Latch bolt: Zinc Alloy  
Square bolt: Zinc Alloy/Iron

Center: 72mm  
Backset: 51mm

Finish: AB, AC, NP, GP, CP, PB

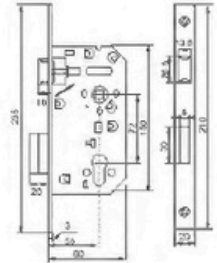


### Z755B-C

Material  
Panel: Iron/Stainless Steel  
Latch bolt: Zinc Alloy  
Square bolt: Zinc Alloy/Iron

Center: 72mm  
Backset: 55mm

Finish: AB, AC, NP, GP, CP, PB

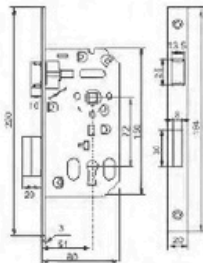


### Z7504Z-K

Material  
Panel: Iron/Stainless Steel  
Latch bolt: Zinc Alloy  
Square bolt: Zinc Alloy/Iron

Center: 72mm  
Backset: 51mm

Finish: AB, AC, NP, GP, CP, PB

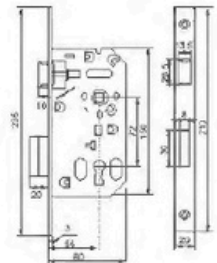


### Z755Z-K

Material  
Panel: Iron/Stainless Steel  
Latch bolt: Zinc Alloy  
Square bolt: Zinc Alloy/Iron

Center: 72mm  
Backset: 55mm

Finish: AB, AC, NP, GP, CP, PB

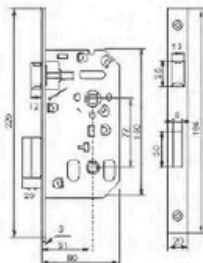


### Z7504C-B

Material  
Panel: Iron/Stainless Steel  
Latch bolt: Zinc Alloy  
Square bolt: Zinc Alloy/Iron

Center: 72mm  
Backset: 51mm

Finish: AB, AC, NP, GP, CP, PB

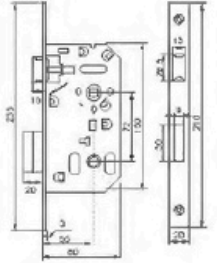


### Z755C-B

Material  
Panel: Iron/Stainless Steel  
Latch bolt: Zinc Alloy  
Square bolt: Zinc Alloy/Iron

Center: 72mm  
Backset: 55mm

Finish: AB, AC, NP, GP, CP, PB











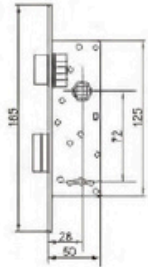
### 857FB



Material  
Panel: Iron/Stainless Steel  
Latch bolt: Zinc Alloy  
Square bolt: Iron

Center: 72mm  
Backset: 28mm

Finish: AB, AC, NP, GP, CP, PB



### 502(4002)



Material  
Panel: Iron/Stainless Steel  
Latch bolt: Zinc Alloy  
Round bolt: Iron

Center: 72.5mm  
Backset: 40mm

Finish: AB, AC, NP, GP, CP, PB



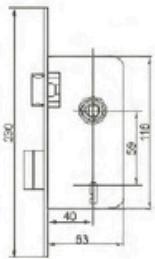
### 99-1(PK1)



Material  
Panel: Iron/Stainless Steel  
Latch bolt: Zinc Alloy  
Square bolt: Iron

Center: 59mm  
Backset: 40mm

Finish: AB, AC, NP, GP, CP, PB



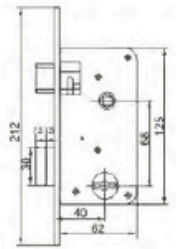
### 99-2



Material  
Panel: Iron/Stainless Steel  
Latch bolt: Zinc Alloy  
Square bolt: Iron

Center: 82mm  
Backset: 40mm

Finish: AB, AC, NP, GP, CP, PB



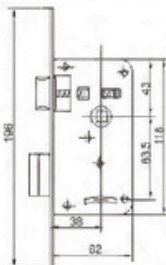
### 99-3(PK3)



Material  
Panel: Iron/Stainless Steel  
Latch bolt: Zinc Alloy  
Square bolt: Iron

Center: 63.5mm  
Backset: 38mm

Finish: AB, AC, NP, GP, CP, PB



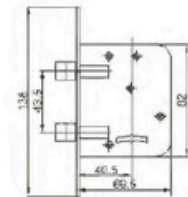
### 99-4



Material  
Panel: Iron/Stainless Steel  
Round bolt: Iron

Backset: 40.5mm

Finish: AB, AC, NP, GP, CP, PB



### 99-5



Material  
Panel:Iron/Stainless Steel  
Hook:Zinc Alloy  
Round bolt:Iron

Backset:40mm

Finish: AB,AC,NP,GP,CP,PB



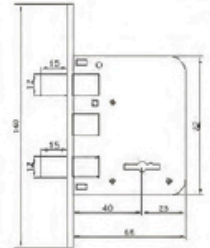
### 99-6



Material  
Panel:Iron/Stainless Steel  
Round bolt:Iron

Backset:40mm

Finish: AB,AC,NP,GP,CP,PB



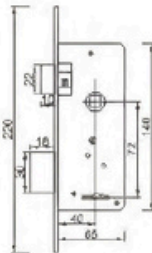
### 99-7



Material  
Panel:Iron/Stainless Steel  
Latch bolt:Zinc Alloy  
Square bolt:Iron

Center:72mm  
Backset:40mm

Finish: AB,AC,NP,GP,CP,PB



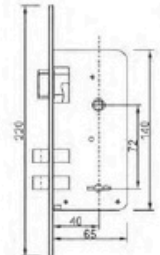
### 99-8



Material  
Panel:Iron/Stainless Steel  
Latch bolt:Zinc Alloy  
Round bolt:Iron

Center:72mm  
Backset:40mm

Finish: AB,AC,NP,GP,CP,PB

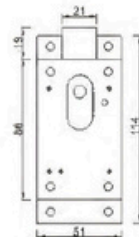


### 99-9



Material  
Panel:Iron/Stainless Steel  
Square bolt:Zinc Alloy/Iron

Finish: AB,AC,NP,GP,CP,PB



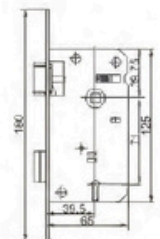
### 503



Material  
Panel:Iron/Stainless Steel  
Latch bolt:Zinc Alloy  
Square bolt:Iron

Center:71mm  
Backset:39.5mm

Finish: AB,AC,NP,GP,CP,PB





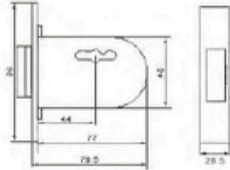
## 700



Material  
Panel: Iron/Stainless Steel  
Square bolt: Zinc Alloy/Iron

Backset: 44mm

Finish: AB, AC, NP, GP, CP, PB

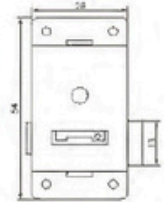


## 583-28x54(SR20)



Material  
Panel: Iron/Stainless Steel  
Square bolt: Iron

Finish: AB, AC, NP, GP, CP, PB



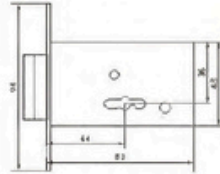
## 800



Material  
Panel: Iron/Stainless Steel  
Square bolt: Zinc Alloy/Iron

Backset: 44mm

Finish: AB, AC, NP, GP, CP, PB

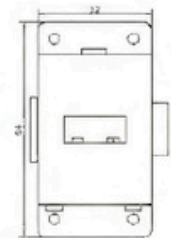


## 583-32x64(SR25)



Material  
Panel: Iron/Stainless Steel  
Square bolt: Iron

Finish: AB, AC, NP, GP, CP, PB



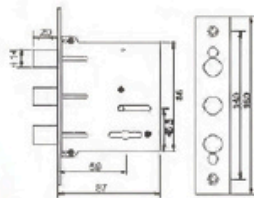
## MTL-5



Material  
Panel: Iron/Stainless Steel  
Round bolt: Iron

Backset: 59mm

Finish: AB, AC, NP, GP, CP, PB

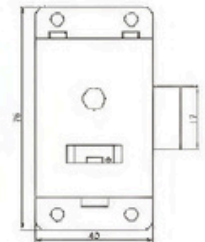


## 583-40x75(SR30)



Material  
Panel: Iron/Stainless Steel  
Square bolt: Iron

Finish: AB, AC, NP, GP, CP, PB



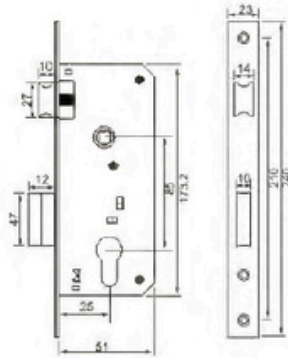


## SP725

Material:  
Panel: Iron  
Latch bolt: Zinc Alloy  
Dead bolt: Iron

Center: 85mm  
Backset: 25mm

Finish: AB/AC/NP/GP/CP/PB

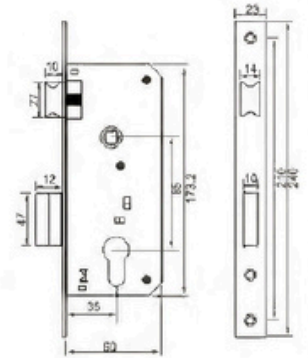


## SP735

Material:  
Panel: Iron  
Latch bolt: Zinc Alloy  
Dead bolt: Iron

Center: 85mm  
Backset: 35mm

Finish: AB/AC/NP/GP/CP/PB

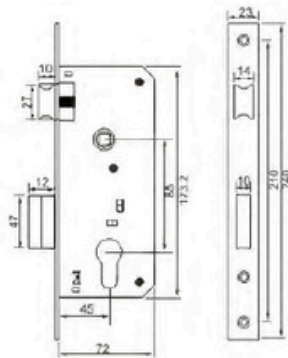


## SP745

Material:  
Panel: Iron  
Latch bolt: Zinc Alloy  
Dead bolt: Iron

Center: 85mm  
Backset: 45mm

Finish: AB/AC/NP/GP/CP/PB

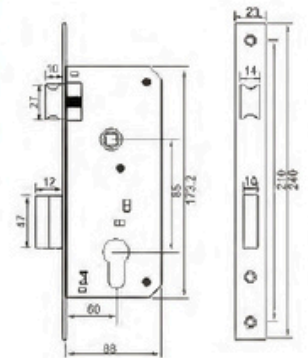


## SP760

Material:  
Panel: Iron  
Latch bolt: Zinc Alloy  
Dead bolt: Iron

Center: 85mm  
Backset: 60mm

Finish: AB/AC/NP/GP/CP/PB



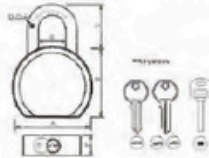


## ROUND STEEL PADLOCK

- High secured pad lock anti-violence
- Chrome plated steel shackle
- Gold plated / nickel plated / chrome plated / wire drawing finishing can choosing
- 4 steel vane keys or 3 steel "S" shape keys, nickel plated
- Hardened steel shackle for superior cut resistance
- Brass cylinder for protection against corrosion
- Different packing available

### ART NO: RSP

Item NO	Size (mm)	Shackle And Lock Body Dimensions						
		A	B	C	D	E	F	No. pins
RSP-355	55	55	46	23	8.5	21	24	5
RSP-355L	55	55	46	40	8.5	21	24	5
RSP-385	85	65	55.8	30	11	24	28	5
RSP-385L	85	65	55.8	54	11	34	28	5

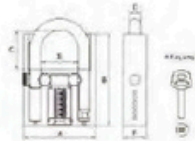


## CHROME PLATED SHACKLE PROTECTED VANE PADLOCK

- Solid iron lock body, chrome plated steel shackle
- Square type / arc type can choosing
- Gold plated / nickel plated / chrome plated finishing can choosing
- Half shackle or full shackle protection available
- Disc mechanism system, 4 secured steel vane keys, nickel plated
- Brass cover cylinder / plastic cover cylinder can choosing for protection against corrosion
- Double steel balls locking mechanism for highest resistance to prying and blowing
- Rings and septa inside of the cover cylinder can be made of brass or steel available

### ART NO: VSP

Item NO	Size (mm)	Shackle And Lock Body Dimensions						
		A	B	C	D	E	F	No. pins
VSP-340	40	40	50	22	7.5	19.5	20	7
VSP-350	50	50	60	28	9	23	20	8
VSP-360	60	60	70	32	10	27	20	8
VSP-370	70	70	75	36	11	37	20	8

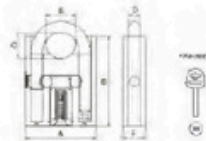


## NICKEL PLATED ARC SHAPE WHOLE SHACKLE PROTECTED VANE PADLOCK

- Solid arc shape iron lock body, chrome plated steel shackle
- Gold plated / nickel plated / chrome plated finishing can choosing
- Full shackle protection more security
- Disc mechanism system, 4 secured steel vane keys, nickel plated
- Double steel balls locking mechanism for highest resistance to prying and blowing
- Rings and septa inside of the cover cylinder can be made of brass or steel available

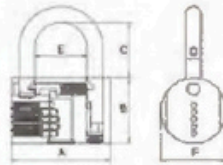
### ART NO: NSP

Item NO	Size (mm)	Shackle And Lock Body Dimensions						
		A	B	C	D	E	F	No. pins
NSP-340	40	40	56	17	7.5	19.5	20	7
NSP-350	50	50	64	22	9	23	20	8
NSP-360	60	60	71	27	10	27	20	8
NSP-370	70	70	73	32	11	34	20	8



### HAMMER IRON PADLOCK (BRASS PAINTED)

- Solid steel lock body with chrome plated steel shackle
- Brass painted finishing
- 3 steel normal keys, nickel plated
- Brass pins in brass cylinder for protection against corrosion
- Different packing available

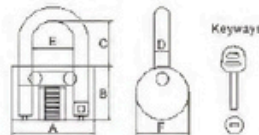


#### ART NO: HP

Item NO	Size (mm)	Shackle And Lock Body Dimensions						No. pins
		A	B	C	D	E	F	
HP-330	30	30	20	18	4.5	16.5	20	4
HP-340	40	40	24	20	6.5	21	24	4
HP-350	50	50	27	25	8	27	27	5
HP-360	60	50	29	31.5	10	31	29	5


### HAMMER IRON VANE PADLOCK

- Solid iron lock body, chrome plated steel shackle
- Gold plated / nickel plated / chrome plated finishing can choosing
- 4 steel vane keys, nickel plated (smooth locking and unlocking)
- Double steel balls locking mechanism for highest resistance to prying and blowing
- Brass cover cylinder / plastic cover cylinder can choosing for protection against corrosion
- Rings and septa inside of the cover cylinder can be make of brass or steel available
- Hardened steel rings for maximum protection against drill, picking, prying and rust
- Different packing available



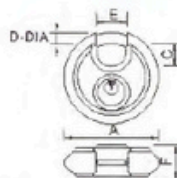
#### ART NO: HVP

Item NO	Size (mm)	Shackle And Lock Body Dimensions						No. pins
		A	B	C	D	E	F	
HVP-350	50	50	32	31	9	23	32	6
HVP-360	60	60	32	36	10.5	30	32	6
HVP-370	70	70	36	42	12	37	36	6



### Disc Padlock

- Function-closed shackle
- Stainless steel body
- Hardened steel shackle
- Anti pick drivers
- Large range of key combinations
- 2 brass keys, nickel plated
- Key retention

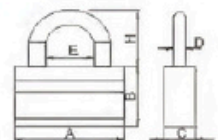


A: 50-90mm

### 1313

- Solid brass body/iron body
- Hardened steel shackle 50-60 HRC with chrome plated
- Brass cylinder
- 3 nickel-plated brass/iron normal/computer keys

A: 45-85MM







## Stainless Steel Padlock Series

Waterproof, Anti-rusty, Suitable for Outdoor Use and Harsh Environment

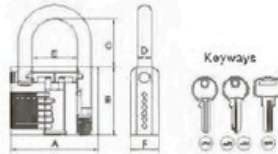


## ARC SHAPE STAINLESS STEEL PADLOCK

- Stainless steel lock body (grade SUS 304)
- Stainless steel shackle (grade SUS 304) for maximum protection against sawing, prying and rust
- Brass pins in brass cylinder for protection against corrosion
- Brass double locking available from sizes 40mm, 50mm, 60mm
- 3 "S" shape secured nickel plated brass keys as well as waterproof (brass computer keys also can be choosing)
- Large range of key combinations, available with keyed alike or keyed different
- Waterproof, anti-rust, suitable for outdoor using even for extreme condition

### ART NO: SSP

Item NO	Size (mm)	Shackle And Lock Body Dimenitions						
		A	B	C	D	E	F	No. pins
SSP-325	25	25	25	14	4	13	11	4
SSP-330	30	30	29	18	5	15	13	5
SSP-340	40	40	35	22	6	21	15	5
SSP-350	50	50	43	28	8	26	17	6
SSP-360	60	60	52	34	10	31	22	6

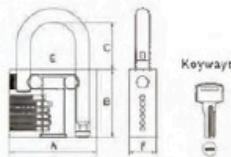


## SQUARE TYPE STAINLESS STEEL COMPUTER PADLOCK

- Stainless steel lock body (grade SUS 304)
- Stainless steel shackle (grade SUS 304) for maximum protection against sawing, prying and rust
- Brass pins in brass cylinder for protection against corrosion
- With 2 stainless steel balls to double locking the padlock
- 3 secured nickel plated brass computer keys as well as waterproof
- Large range of key combinations, available with keyed alike or keyed different
- Waterproof, anti-rust, suitable for outdoor using even for extreme condition

### ART NO: SCP

Item NO	Size (mm)	Shackle And Lock Body Dimenitions						
		A	B	C	D	E	F	No. pins
SCP-340	40	40	37	25	7	20	18	5
SCP-350	50	50	45	28	10	24	20	6
SCP-360	60	60	52	35	11	27	20	6

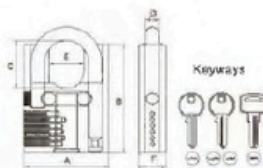


## STAINLESS STEEL SHACKLE PROTECTED PADLOCK

- Stainless steel lock body (grade SUS 304)
- Stainless steel shackle (grade SUS 304) for maximum protection against sawing, prying and rust
- Half shackle or full shackle protection available
- Brass pins in brass cylinder for protection against corrosion
- With 2 stainless steel balls to double locking the padlock
- 3 secured nickel plated brass "S" shape keys or brass computer keys can be choosing, as well as waterproof
- Large range of key combinations, available with keyed alike or keyed different
- Waterproof, anti-rust, suitable for outdoor using even for extreme condition

### ART NO: SPP

Item NO	Size (mm)	Shackle And Lock Body Dimenitions						
		A	B	C	D	E	F	No. pins
SPP-340	40	40	50	24	7	20	15	5
SPP-350	50	50	52	30	8	26	17	6
SPP-360	60	60	75	38	11	27	21	6





# Tops Knob Lock



**ETERNITY**  
*Finish™*



All steel rack and cam mechanism provide long lifetime  
Bastidor de acero y mecanismo de leva que ofrece una larga vida útil.

Concealed mounting screw  
Tornillo de montaje oculto

65mm Diameter rose and mechanism adjustment for various door thickness, steel mounting plate hold lock firmly in place stainless or brass roses  
Roseta con Diámetro de 65mm y mecanismo ajustable para varios espesores de puertas, placa de acero ancladas en lugar de bronce o latón para sostener la roseta

two piece knob for better security cylinder knob removable for rekeying or replacement  
Pomo de dos piezas para mayor seguridad. Cilindro extraíble para cambio de llaves o su reemplazo.

Solid column security bolt to provide anti-sawing protection, Solid stainless steel latch bolt available for high security  
Perno de seguridad de columna sólida para proporcionar protección anti- aserrado, pestillo de acero inoxidable disponible para alta seguridad.

5 pins pick resistant brass cylinder, brass key nickel plated Can be construction keyed and master keyed as required.  
El cilindro de bronce resistente de 5 pines. Llaves de bronce níquelado. Puede ser con llave de construcción y llave maestra tal como sea necesario.

## ■ Specifications / Especificaciones

- Key System / Sistema De Llave Yale, Kwikset System, 5 Pins KA/KD/MK/MCK
- Latch / Pestillo 7/16"(11.1mm)-Zinc
- Front / Frente 25.2x56.5mm
- Rose / Roseta 65/75mm
- Knob / Perilla Brass Stainless Steel 35-45mm(Standard) 40-50mm(Special)
- Backset / Entrada 60mm, 70mm
- Finishes / Acabado PB/AB/AC/AN/SN/SC/PVD
- Function / Función ET/BK/PS/STR/GLASS
- Packing / Empaque Box pack/Visual pack

**CALIFORNIA  
587-SS-ET**



**MONTANA  
588**



**SAN JOSE  
TK6901**



**IDAHO  
TK3703**



**FLORIDA  
TK1101**



**ATLANTA  
CK9801**



**MIAMI  
CK8801**

# Tops Lever Lock



Individual spring on each side to prevent lever sag, maintain reliability, reduce maintenance  
 Resorte individual en cada lado para evitar hundimiento de palanca, manteniendo la fiabilidad, reduce la necesidad de mantenimiento



Steel mounting plate provide strength  
 Placa de montaje de acero proporciona durabilidad



Solid column security bolt to provide anti-sawing protection, Solid stainless steel latch bolt available for high security  
 Perno de seguridad de la columna sólida para proporcionar protección anti- serrado, pestillo de acero inoxidable disponible para alta seguridad.

Adjustable latch with 2-3/8 to 2-3/4 (60mm to 70mm) backset. Mortise lock, drive in latch and 4-way, are all available  
 Pestillo ajustable con 2-3/8 a 2-3/4 (60mm a 70mm) . Cerradura de muesca, con pestillo que dispone 4 maneras. Todas disponibles.

5 pins pick resistant brass cylinder, brass key nickel plated, available with interchangeable core  
 El cilindro de bronce resistente de 5 pines. Llaves de bronce niquelado, también ofrece la función de cilindro intercambiable

Simple lever design for easy operation  
 Con un diseño simple de la palanca para una fácil operación

## LOS ANGELES 815-SN-ET



**CIUDAD DE MÉXICO 801SN-ET**



**MONTRÉAL TL7501**



**FILADELFIA TL7601**



**SAN ANTONIO TL67701-A**



**SAN DIEGO TL7901**



**DALLAS TL6901**









**TOP CHOICE**



**C605**



C	L	H	W	g
	2"		32	
	2.5"		32	
	3"		32	
	4"		32	
	6"		32	
	8"		32	
	10"		32	
	12"		32	


**TOP CHOICE**



**C710**

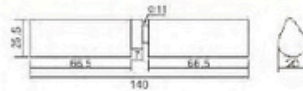


C	L	H	W	g
	4"		23	
	6"		23	
	8"		23	
	10"		23	



A	140	160	200	250	300	400	500	600
R			16					

**LX**

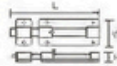



**023**



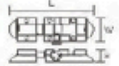
**A.LX**

**B5104**



L	52	75	100
W	38	43	54

**C570**

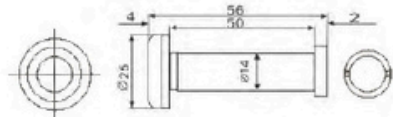


L	79
H	32
W	28

**B-06**  
Finishing: BP



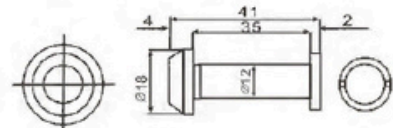
DIAMETER : $\varnothing$ 14MM		
ANGLE: 180°		
FITS DOOR: 50-75MM		
TECHENICAL DATA		
MODEL	MATERIAL	MATERIAL
B-06	BRASS	PLASTIC
B-06G	BRASS	GLASS1
B-06G4	BRASS	GLASS4
ZP-06	ZAMAK	PLASTIC



**B-10**  
Finishing: CP



DIAMETER : $\varnothing$ 12MM		
ANGLE: 180°		
FITS DOOR: 35-57MM		
TECHENICAL DATA		
MODEL	MATERIAL	MATERIAL
B-10	BRASS	PLASTIC
B-10G	BRASS	GLASS1
B-10G3	BRASS	GLASS3



DK01



DK02



DK03



DK04



DK05



DK06



DK07



DK08



DK09



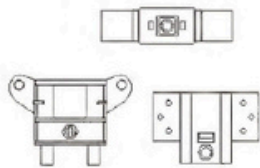
DK10






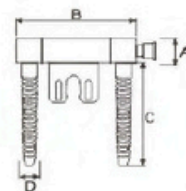
### SH-03F

- Material: Carbon Steel
- Finish: AG/NP/ZP
- Features: Elegant and practical




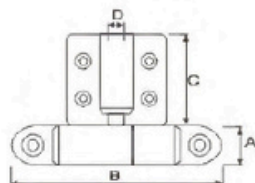
### SH-05TZS

- Material: Carbon Steel
  - Finish: ZP/NP/AC
- | A  | B  | C  | D  |
|----|----|----|----|
| 16 | 56 | 52 | M8 |



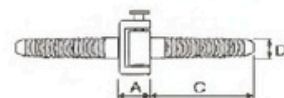
### SH-011

- Material: Carbon Steel
  - Finish: AG/NP/ZP
  - Features: Elegant and practical
- | A  | B  | C  | D  |
|----|----|----|----|
| 13 | 68 | 35 | M8 |
| 15 | 83 | 40 | M7 |



### SH-010

- Material: Carbon Steel
  - Finish: ZP/NP/AC
- | A  | B | C  | D  |
|----|---|----|----|
| 12 |   | 35 | M8 |









## Interactive Platform Advanced key technology

Interactive platform builds on the foundation and innovation of the Interactive system

Interactive increases security effectiveness with a telescopic pin tumbler mechanism that requires the simultaneous alignment of both internal and external shear lines for plug rotation.

Featuring enhanced intrusion protection, Interactive is highly pick, drill and bump resistant.

Coded key cards and service through trained and authorized dealers help prevent unauthorized duplication

Available in all formats and product types — retrofit cylinders, padlocks, locks and multi-point locks — one key can fit them all.

Master keying capabilities allow users to design the system they need

Interactive Platform meets the world's most stringent standards.



## Classic Platform

Classic platform is based on several special features:

Unique telescopic pin tumbler mechanism, with internal and external pins – requiring the simultaneous alignment of both internal and external shear lines for the plug to rotate.

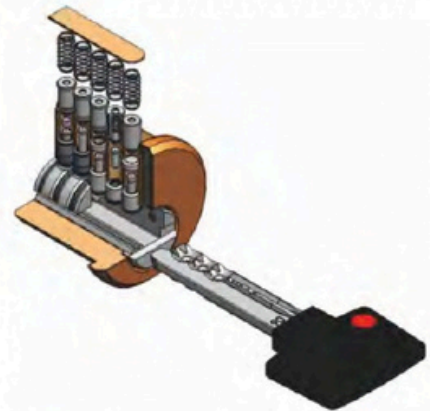
A specially designed plug, which forms a spherical, 3-dimensional shear line with the top and bottom pins, within the cylinder body.

Steel inserts with high drill resistance High pick and bumping resistance

Optional side and back pins, specially suited for master key systems.

A coded key card supplied in every package, to enhance key security. Additional keys may be cut by authorized dealers, upon presentation of the key card – in accordance with Our official key cutting procedures.

The Classic platform meets the requirements of some of the most stringent European and American standards.



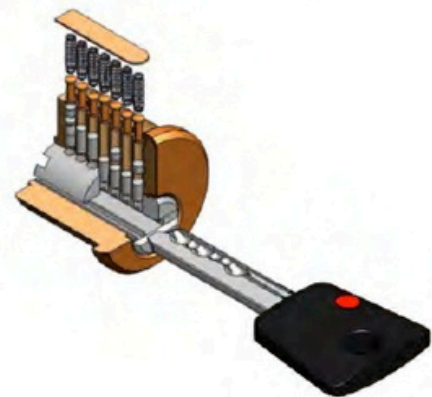
## 7X7 Platform

7X7 is Our standard platform, providing an excellent level of basic security and exceptional value for money.

The 7x7 features: A pin tumbler mechanism with 7 chambers A reversible nickel silver key with a plastic head

The 7x7 platform may be keyed alike, keyed different or master keyed.

Key limitation is ensured by the key and key blank, supplied together with a coded key card. Additional keys may be cut by authorized dealers, upon presentation of the key card – in accordance with our official key cutting procedures.



# Key In Knob (K.I.K.) Cylinder

## Application

These cylinders are used in cylindrical locksets, deadbolts. We provides an extensive range to fit a wide variety of popular brands.

## Operation

Rotation by operating key.

## Materials

Body and plug: high quality brass Tail pieces: steel Pins: nickel silver and stainless steel

## Standard finish

Nickel chrome matt, shiny brass

## Special finishes

Nickel chrome, antique Bronze, antique brass

## Cylinder mechanism

Unique, high precision pin tumbler system.

## Keys

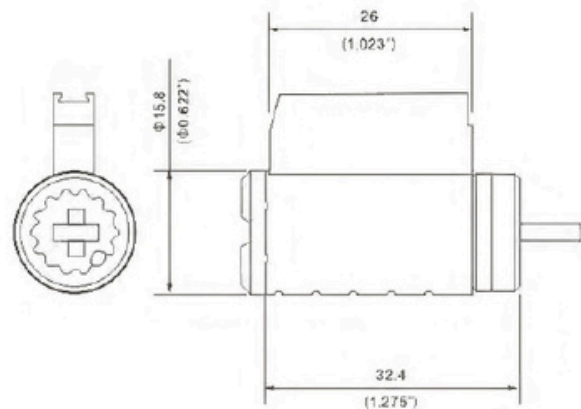

Reversible nickel silver key with plastic key head and colored insert. Also available in all nickel silver.

## Cylinder options


Classic, Interactive platforms

Keyed different, keyed alike

Master keyed







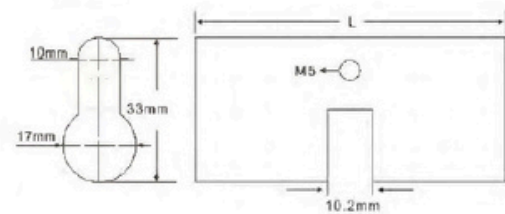
### Single Open Cylinder-Normal Key

**Material:**

Cylinder body:high quality brass  
 Key:steel/brass/cupronickel  
 Cam:heat-treatment steel  
 Spring:stainless steel/phosphorous bronze  
 Pin:brass with high combination

**Features:**

- 1,Single row pins patented
- 2,A.B.C construction key
- 3,Mastering
- 4,Optional anti-drill feature
- 5,Suitable for residential commercial public areas



Material	High Quality Solid Brass
Color	SN/AB/PB/SB/CP/NB
Dimension	60/65/70/75/80/85/90/95/100/120/140mm



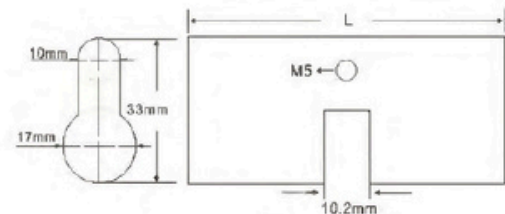
### Double Open Cylinder-Computer Key

**Material:**

Cylinder body:high quality brass  
 Key:steel/brass/cupronickel  
 Cam:heat-treatment steel  
 Spring:stainless steel/phosphorous bronze  
 Pin:brass with high combination

**Features:**

- 1,Single row pins patented
- 2,A.B.C construction key
- 3,Mastering
- 4,Optional anti-drill feature
- 5,Suitable for residential commercial public areas



Material	High Quality Solid Brass
Color	SN/AB/PB/SB/CP/NB
Dimension	60/65/70/75/80/85/90/95/100/120/140mm

# \*Technical Upgrade

## 4-Way Locks 335, 365

### Application

Installed inside wood or metal doors to provide 4-way multi-bolt locking.

### Operation

- 360° key rotation for deadbolt action
- Additional travel for latch action
- Left- or right-hand applications

### Options

- Different backsets (only with
  - D = 10 mm)
- Hardware colors: white, brown, shiny brass, nickel chrome, gold
- Fixed outside handle


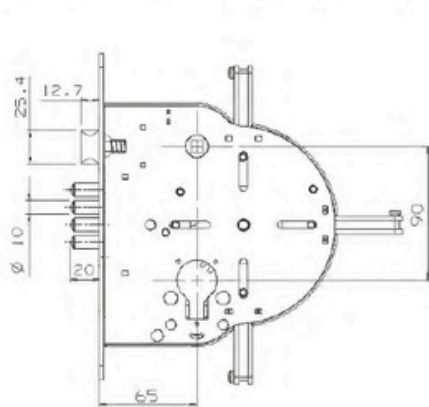
### Materials

Case and mechanism: steel  
 Bolts: steel (optional hardened)  
 Cylinder protector: hardened steel


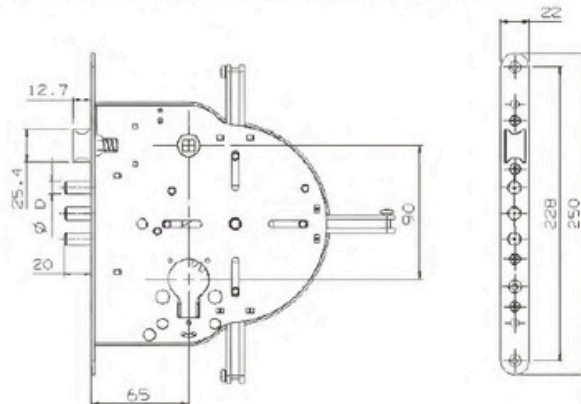
### Standards

- ISI

Model 365 multipoint lock operating 7 bolts



Model 335 multipoint lock operating 6 bolts



Standard backset 65 mm

Other backsets available only with  $\phi 10$  mm bolts

Optional 8" front band to fit American hollow core metal doors



# \*Technical Upgrade 4-Way Lock 703

### Application

Installed inside wood or metal doors to provide 4-way multi-bolt locking.

### Operation

- 360° key rotation for deadbolt action
- Additional travel for latch action
- Left- or right-hand application

### Options

- Hardware colors: white, brown, shiny brass, nickel chrome, gold
- Fixed outside handle

### Materials

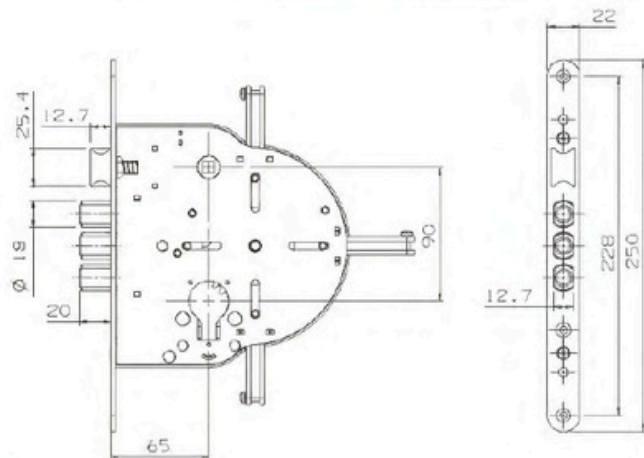
Case and mechanism: steel  
Bolts: steel (optional hardened)  
Cylinder protector: hardened steel

### Additional feature

Patented 18 mm Double D shaped bolts allow installation in narrow frames, and enable use of front plate (22 mm width) to fit regular steel door types.

### Standards

- ISI



# \*Technical Upgrade 350

### Application

Installed inside wood or metal doors to provide 4-way multi-bolt locking.

### Operation

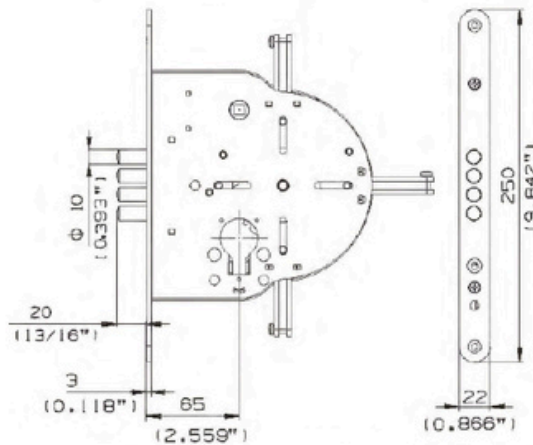

360° key rotation for deadbolt action.

### Options

- Different backsets
- Hardware colors: white, brown, shiny brass, nickel chrome
- Fixed outside handle

### Materials

Case and mechanism: steel  
Bolts: steel (optional hardened)  
Cylinder protector: hardened steel



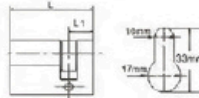


**TOPS-01**  
Half Open Cylinder-Normal Key

**Material:**  
Cylinder body:high quality brass  
Key:steel/brass/cupronickel  
Cam:heat-treatment steel  
Spring:stainless steel/phosphorous bronze  
Pin:brass with high combination

Material	High Quality Solid Brass
Color	SN/AB/PB/SB/CP/NB
Dimension	45G/50/65/73/75/80/85/90/95/100mm

- Features:**
- 1.Single row pins patented
  - 2.A.B.C.construction key
  - 3.Mastering
  - 4.Optional anti-drill feature
  - 5.Suitable for residential commercial,public areas

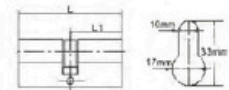


**TOPS-02**  
Double Open Cylinder-Normal Key

**Material:**  
Cylinder body:high quality brass  
Key:steel/brass/cupronickel  
Cam:heat-treatment steel  
Spring:stainless steel/phosphorous bronze  
Pin:brass with high combination

Material	High Quality Solid Brass
Color	SN/AB/PB/SB/CP/NB
Dimension	60/65/70/75/80/85/90/95/100mm

- Features:**
- 1.Single row pins patented
  - 2.A.B.C.construction key
  - 3.Mastering
  - 4.Optional anti-drill feature
  - 5.Suitable for residential commercial,public areas

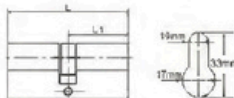


**TOPS-03**  
Single Open Cylinder-Normal Key

**Material:**  
Cylinder body:high quality brass  
Key:steel/brass/cupronickel  
Cam:heat-treatment steel  
Spring:stainless steel/phosphorous bronze  
Pin:brass with high combination

Material	High Quality Solid Brass
Color	SN/AB/PB/SB/CP/NB
Dimension	60/65/70/75/80/85/90/95/100mm

- Features:**
- 1.Single row pins patented
  - 2.A.B.C.construction key
  - 3.Mastering
  - 4.Optional anti-drill feature
  - 5.Suitable for residential commercial,public areas

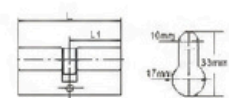


**TOPS-04**  
Double Open Cylinder-Computer Key

**Material:**  
Cylinder body:high quality brass  
Key:steel/brass/cupronickel  
Cam:heat-treatment steel  
Spring:stainless steel/phosphorous bronze  
Pin:brass with high combination

Material	High Quality Solid Brass
Color	SN/AB/PB/SB/CP/NB
Dimension	60/65/70/75/80/85/90/95/100mm

- Features:**
- 1.Single row pins patented
  - 2.A.B.C.construction key
  - 3.Mastering
  - 4.Optional anti-drill feature
  - 5.Suitable for residential commercial,public areas





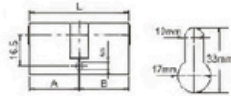


**TOPS-05**  
Single Open Cylinder-Normal Key

**Material:**  
Cylinder body:high quality brass  
Key:steel/brass/cupronickel  
Cam:heat-treatment steel  
Spring:stainless steel/phosphorous bronze  
Pin:brass with high combination

Material	High Quality Solid Brass
Color	SN/AB/PB/SB/CP/NB
Dimension	60/65/70/75/80/85/90/95/100mm

- Features:**
- 1,Single row pins patented
  - 2,A.B.C construction key
  - 3,Mastering
  - 4,Optional anti-drill feature
  - 5,Suitable for residential commercial,public areas

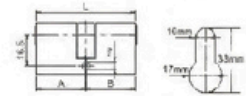


**TOPS-06**  
Single Open Cylinder-Normal Key

**Material:**  
Cylinder body:high quality brass  
Key:steel/brass/cupronickel  
Cam:heat-treatment steel  
Spring:stainless steel/phosphorous bronze  
Pin:brass with high combination

Material	High Quality Solid Brass
Color	SN/AB/PB/SB/CP/NB
Dimension	60/65/70/75/80/85/90/95/100mm

- Features:**
- 1,Single row pins patented
  - 2,A.B.C construction key
  - 3,Mastering
  - 4,Optional anti-drill feature
  - 5,Suitable for residential commercial,public areas

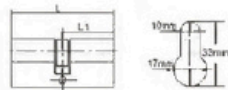


**TOPS-07**  
Bathroom Or Passage Cylinder

**Material:**  
Cylinder body:high quality brass  
Key:steel/brass/cupronickel  
Cam:heat-treatment steel  
Spring:stainless steel/phosphorous bronze  
Pin:brass with high combination

Material	High Quality Solid Brass
Color	SN/AB/PB/SB/CP/NB
Dimension	60/65/70/75/80/85/90/95/100mm

- Features:**
- 1,Single row pins patented
  - 2,A.B.C construction key
  - 3,Mastering
  - 4,Optional anti-drill feature
  - 5,Suitable for residential commercial,public areas

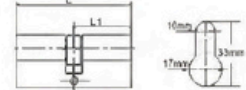


**TOPS-08**  
Bathroom Or Passage Cylinder

**Material:**  
Cylinder body:high quality brass  
Key:steel/brass/cupronickel  
Cam:heat-treatment steel  
Spring:stainless steel/phosphorous bronze  
Pin:brass with high combination

Material	High Quality Solid Brass
Color	SN/AB/PB/SB/CP/NB
Dimension	60/65/70/75/80/85/90/95/100mm

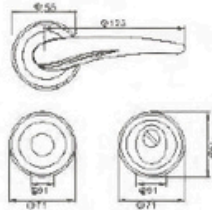
- Features:**
- 1,Single row pins patented
  - 2,A.B.C construction key
  - 3,Mastering
  - 4,Optional anti-drill feature
  - 5,Suitable for residential commercial,public areas





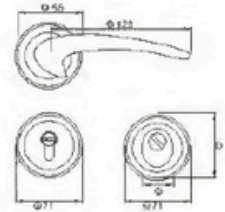
### NO.6-1

Material: Zinc Alloy  
 Finish: AB, AC, NP, GP, CP, PB  
 \*Handle Type Can Be Changed



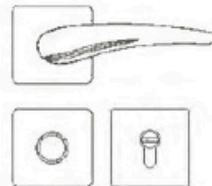
### NO.6-2

Material: Zinc Alloy  
 Finish: AB, AC, NP, GP, CP, PB  
 \*Handle Type Can Be Changed



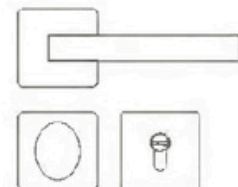
### NO.7-1

Material: Zinc Alloy  
 Finish: AB, AC, NP, GP, CP, PB  
 \*Handle Type Can Be Changed



### NO.7-2

Material: Zinc Alloy  
 Finish: AB, AC, NP, GP, CP, PB  
 \*Handle Type Can Be Changed



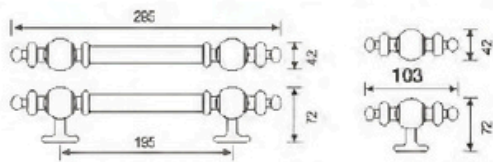




high security door locker



Greek Pull Handle



SS304 Round Pull Handle



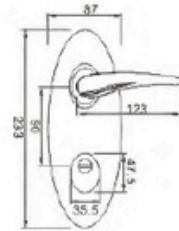
SS304 Square Pull Handle



## Ellptic Set

- Material  
Panel: Iron  
Handle: Zinc Alloy/Aluminum
- Finish: AB, AC, NP, GP, CP, PB, Painting Color
- Center: 90mm

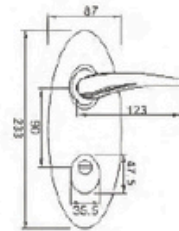
\*SS Cover Available



## Ellptic Set

- Material  
Panel: Iron  
Handle: Zinc Alloy/Aluminum
- Finish: AB, AC, NP, GP, CP, PB, Painting Color
- Center: 90mm

\*SS Cover Available







### RMGN / V set

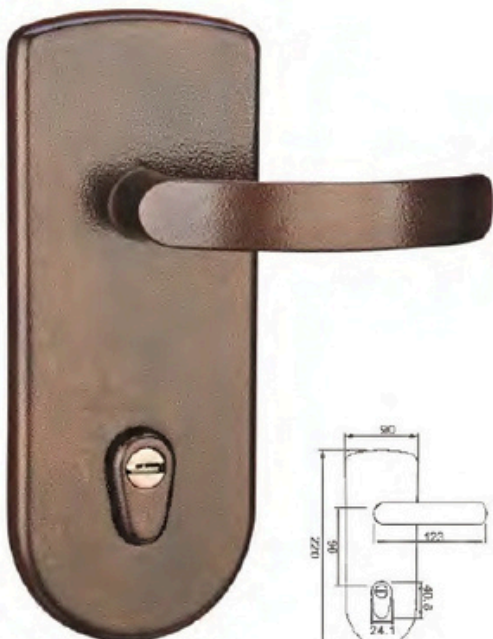
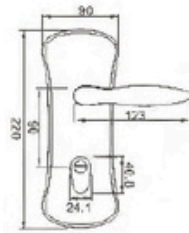
- Material  
Panel: Iron  
Handle: Zinc Alloy/Aluminum

---

- Finish: AB, AC, NP, GP, CP, PB, Painting Color

---

- Center: 90mm



### P1 Set

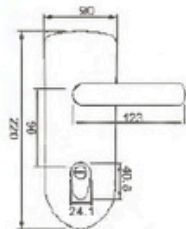
- Material  
Panel: Iron  
Handle: Zinc Alloy/Aluminum

---

- Finish: AB, AC, NP, GP, CP, PB, Painting Color

---

- Center: 90mm





### 352RL

- Material**  
Panel: Iron/Stainless Steel  
Round bolt: Iron
- Center: 85mm**  
**Backset: 55mm**
- Finish: AB, AC, NP, GP, CP, PB**






### 362

- Material**  
Panel: Iron/Stainless Steel  
Round bolt: Iron
- Backset: 53mm**
- Finish: AB, AC, NP, GP, CP, PB**



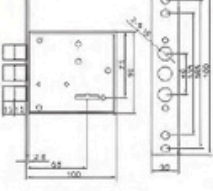

### 362RL-KS

- Material**  
Panel: Iron/Stainless Steel  
Round bolt: Iron
- Center: 77mm**  
**Backset: 53mm**
- Finish: AB, AC, NP, GP, CP, PB**

### 282

- Material**  
Panel: Iron/Stainless Steel  
Round bolt: Iron
- Backset: 55mm**
- Finish: AB, AC, NP, GP, CP, PB**




### SR500

- Material**  
Panel: Iron/Stainless Steel  
Round bolt: Iron
- Backset: 52mm**
- Finish: AB, AC, NP, GP, CP, PB**




### GX1223

- Material**  
Panel: Iron/Stainless Steel  
Round bolt: Iron
- Backset: 60mm**
- Finish: AB, AC, NP, GP, CP, PB**





### C-03B

Material  
Panel: Iron/Stainless Steel  
Latch bolt: Zinc Alloy

Finish: AB, AC, NP, GP, CP, PB

### C-03B-S

Material  
Panel: Iron/Stainless Steel  
Latch bolt: Plastic

Finish: AB, AC, NP, GP, CP, PB

### C-03A

Material  
Panel: Iron/Stainless Steel  
Latch bolt: Zinc Alloy

Finish: AB, AC, NP, GP, CP, PB

### C-03C

Material  
Panel: Iron/Stainless Steel  
Latch bolt: Zinc Alloy

Backset: 50mm

Finish: AB, AC, NP, GP, CP, PB

### CX-03A

Material  
Panel: Iron/Stainless Steel  
Latch bolt: Magic

Backset: 50mm

Finish: AB, AC, NP, GP, CP, PB

### C-104N

Material  
Panel: Iron/Stainless Steel  
Round bolt: Iron

Backset: 60mm

Finish: AB, AC, NP, GP, CP, PB

### CX8550C

Material  
Panel: Iron/Stainless Steel  
Latch bolt: Plastic+Magnet

Center: 85mm  
Backset: 50mm

Finish: AB, AC, NP, GP, CP, PB

### CX9050B

Material  
Panel: Iron/Stainless Steel  
Latch bolt: Plastic+Magnet


Center: 90mm  
Backset: 50mm

Finish: AB, AC, NP, GP, CP, PB



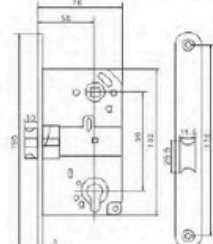

### IS410C

- Material  
Panel: Iron  
Latch bolt: Zinc Alloy
- Center: 90mm  
Backset: 50mm
- Finish: AB, AC, NP, GP, CP, PB

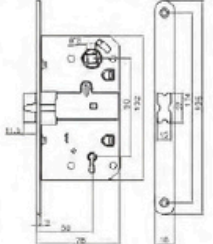
### IS410C-A

- Material  
Panel: Iron/Stainless Steel  
Latch bolt: Zinc Alloy/Plastic
- Center: 90mm  
Backset: 50mm
- Finish: AB, AC, NP, GP, CP, PB


### IS410K

- Material  
Panel: Iron  
Latch bolt: Zinc Alloy
- Center: 90mm  
Backset: 50mm
- Finish: AB, AC, NP, GP, CP, PB



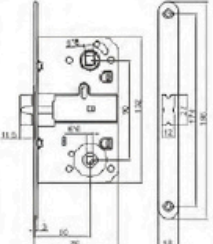


### IS410K-A

- Material  
Panel: Iron/Stainless Steel  
Latch bolt: Zinc Alloy/Plastic
- Center: 90mm  
Backset: 50mm
- Finish: AB, AC, NP, GP, CP, PB

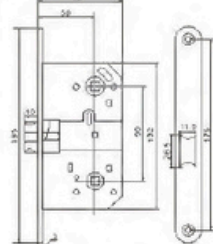
### IS410B

- Material  
Panel: Iron  
Latch bolt: Zinc Alloy
- Center: 90mm  
Backset: 50mm
- Finish: AB, AC, NP, GP, CP, PB

### IS410B-A

- Material  
Panel: Iron/Stainless Steel  
Latch bolt: Zinc Alloy/Plastic
- Center: 90mm  
Backset: 50mm
- Finish: AB, AC, NP, GP, CP, PB





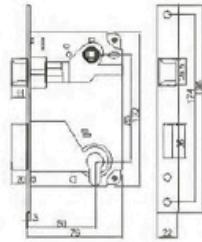


### 9171C-1

Material  
Panel:Iron  
Latch bolt:Zinc Alloy/Brass  
Dead bolt:Zinc Alloy

Center:85mm  
Backset:50mm

Finish: AB,AC,NP,GP,CP,PB

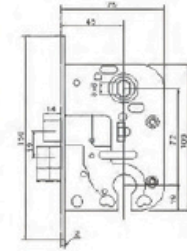


### 2018-2

Material  
Panel:Iron/Stainless Steel  
Latch bolt:Zinc Alloy/Iron

Center:72mm  
Backset:45mm

Finish: AB,AC,NP,GP,CP,PB

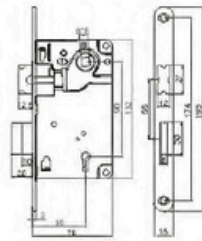


### 9171K-1

Material  
Panel:Iron  
Latch bolt:Zinc Alloy/Brass  
Dead bolt:Zinc Alloy

Center:90mm  
Backset:50mm

Finish: AB,AC,NP,GP,CP,PB

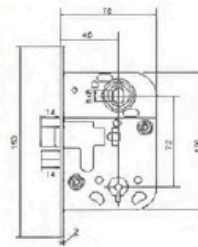


### 2014

Material  
Panel:Iron/Stainless Steel  
Latch bolt:Plastic

Center:72mm  
Backset:45mm

Finish: AB,AC,NP,GP,CP,PB

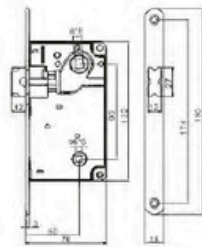


### 9171B-2

Material  
Panel:Iron  
Latch bolt:Zinc Alloy

Center:90mm  
Backset:50mm

Finish: AB,AC,NP,GP,CP,PB

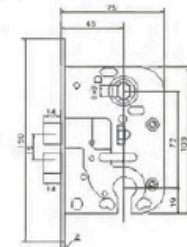


### 2018

Material  
Panel:Iron/Stainless Steel  
Latch bolt:Zinc Alloy/Iron

Center:72mm  
Backset:45mm

Finish: AB,AC,NP,GP,CP,PB



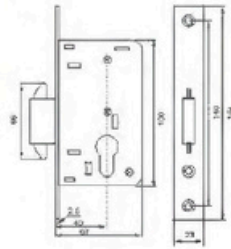


### 940A

**Material**  
Panel: Iron/Stainless Steel  
Square bolt: Iron

**Backset:** 40mm

**Finish:** AB, AC, NP, GP, CP, PB

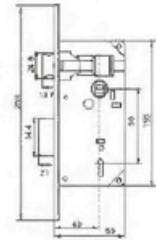


### 4090K

**Material**  
Panel: Iron/Stainless Steel  
Latch bolt: Zinc Alloy  
Square bolt: Iron

**Center:** 90mm  
**Backset:** 40mm

**Finish:** AB, AC, NP, GP, CP, PB

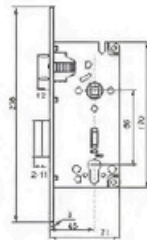


### 3045

**Material**  
Panel: Iron/Stainless Steel  
Latch bolt: Zinc Alloy  
Square bolt: Zinc Alloy/Iron

**Center:** 85mm  
**Backset:** 45mm

**Finish:** AB, AC, NP, GP, CP, PB

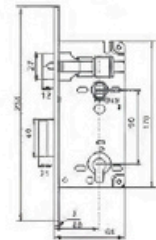


### 3090C

**Material**  
Panel: Iron/Stainless Steel  
Latch bolt: Zinc Alloy  
Square bolt: Zinc Alloy/Iron

**Center:** 90mm  
**Backset:** 40mm

**Finish:** AB, AC, NP, GP, CP, PB



### 3075

**Material**  
Panel: Iron/Stainless Steel  
Latch bolt: Zinc Alloy  
Square bolt: Zinc Alloy/Iron

**Center:** 75mm  
**Backset:** 45mm

**Finish:** AB, AC, NP, GP, CP, PB

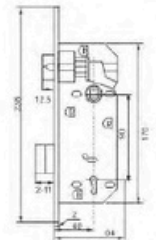


### 3090

**Material**  
Panel: Iron/Stainless Steel  
Latch bolt: Zinc Alloy  
Square bolt: Iron

**Center:** 90mm  
**Backset:** 40mm

**Finish:** AB, AC, NP, GP, CP, PB





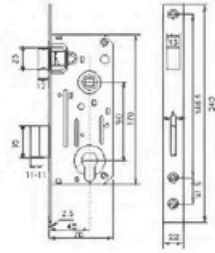


### 3420

Material  
Panel: Iron/Stainless Steel  
Latch bolt: Zinc Alloy  
Square bolt: Zinc Alloy/Iron

Center: 90mm  
Backset: 45mm

Finish: AB, AC, NP, GP, CP, PB

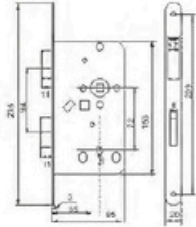


### 4540C

Material  
Panel: Iron/Stainless Steel  
Latch bolt: Zinc Alloy  
Square bolt: Iron

Center: 72mm  
Backset: 55mm

Finish: AB, AC, NP, GP, CP, PB

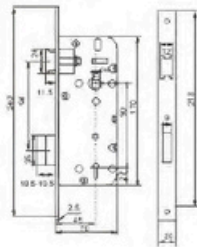


### 3410K

Material  
Panel: Iron/Stainless Steel  
Latch bolt: Zinc Alloy  
Square bolt: Zinc Alloy/Iron

Center: 90mm  
Backset: 45mm

Finish: AB, AC, NP, GP, CP, PB

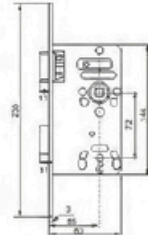


### 4540K

Material  
Panel: Iron/Stainless Steel  
Latch bolt: Zinc Alloy  
Square bolt: Zinc Alloy/Iron

Center: 72mm  
Backset: 55mm

Finish: AB, AC, NP, GP, CP, PB

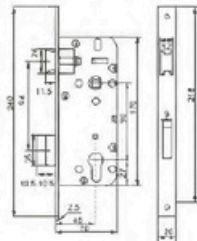


### 3410C

Material  
Panel: Iron/Stainless Steel  
Latch bolt: Zinc Alloy  
Square bolt: Zinc Alloy/Iron

Center: 90mm  
Backset: 45mm

Finish: AB, AC, NP, GP, CP, PB

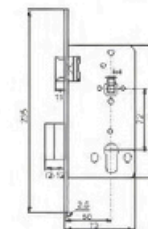


### 4510

Material  
Panel: Iron/Stainless Steel  
Latch bolt: Zinc Alloy  
Square bolt: Zinc Alloy/Iron

Center: 72mm  
Backset: 55mm

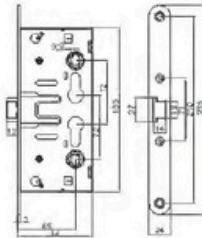
Finish: AB, AC, NP, GP, CP, PB





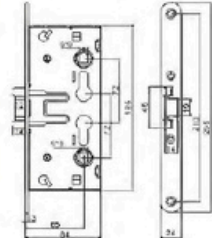
### 1739-T

- Material  
Panel:Iron/Stainless Steel  
Latch bolt:Zinc Alloy/Brass
- Center:72mm  
Backset:65mm
- Finish: AB,AC,NP,GP,CP,PB



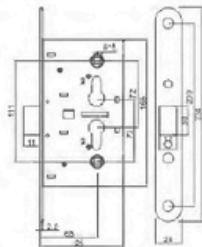
### 1737/1739-1

- Material  
Panel:Iron/Stainless Steel  
Latch bolt:Zinc Alloy/Brass
- Center:72mm  
Backset:65mm
- Finish: AB,AC,NP,GP,CP,PB



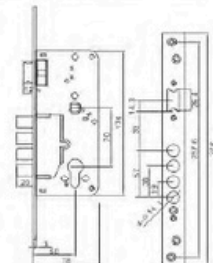
### 1739-TS

- Material  
Panel:Iron  
Latch bolt:Zinc Alloy/Brass
- Center:72mm  
Backset:65mm
- Finish: AB,AC,NP,GP,CP,PB



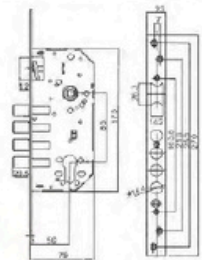
### 700B

- Material  
Panel:Iron  
Latch bolt:Zinc Alloy/Brass  
Round bolt:Iron
- Center:70mm  
Backset:50mm
- Finish: AB,AC,NP,GP,CP,PB



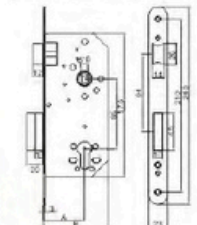
### 3201B

- Material  
Panel:Iron/Stainless Steel  
Latch bolt:Zinc Alloy  
Round bolt:Iron
- Center:85mm  
Backset:50mm
- Finish: AB,AC,NP,GP,CP,PB



### 2130

- Material  
Panel:Iron/Stainless Steel  
Latch bolt:Zinc Alloy  
Dead bolt:Iron
  - Center:85mm  
Backset:40,50,60mm
  - Finish: AB,AC,NP,GP,CP,PB
- |       |    |    |    |
|-------|----|----|----|
| A(mm) | 40 | 50 | 60 |
| B(mm) | 69 | 79 | 89 |





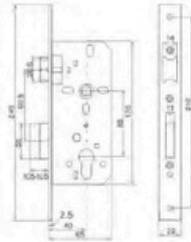


### 7435

Material  
Panel: Iron/Stainless Steel  
Latch bolt: Zinc Alloy/Iron  
Square bolt: Iron

Center: 85mm  
Backset: 40mm

Finish: AB, AC, NP, GP, CP, PB



### 9052-1

Material  
Panel: Iron/Stainless Steel  
Latch bolt: Zinc Alloy/Iron  
Square bolt: Iron

Center: 85mm  
Backset: 45mm

Finish: AB, AC, NP, GP, CP, PB

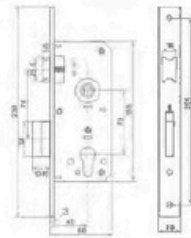


### 9070

Material  
Panel: Iron/Stainless Steel  
Round bolt: Zinc Alloy/Iron  
Square bolt: Iron

Center: 70mm  
Backset: 40mm

Finish: AB, AC, NP, GP, CP, PB

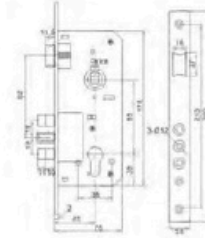


### 9020-3

Material  
Panel: Iron/Stainless Steel  
Latch bolt: Zinc Alloy/Iron  
Round bolt: Iron

Center: 85mm  
Backset: 45mm

Finish: AB, AC, NP, GP, CP, PB

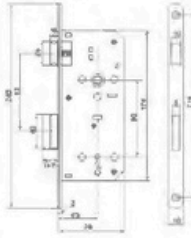


### PL101

Material  
Panel: Iron/Stainless Steel  
Latch bolt: Zinc Alloy/Iron  
Square bolt: Iron

Center: 90mm  
Backset: 45mm

Finish: AB, AC, NP, GP, CP, PB



### 9052-3

Material  
Panel: Iron/Stainless Steel  
Latch bolt: Zinc Alloy/Iron  
Round bolt: Iron

Center: 85mm  
Backset: 45mm

Finish: AB, AC, NP, GP, CP, PB













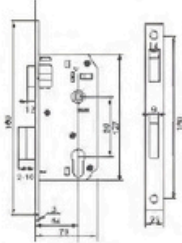
### 668



Material  
Panel:Iron/Stainless Steel  
Latch bolt:Zinc Alloy  
Square bolt:Zinc Alloy/Iron

Center:80mm  
Backset:54mm

Finish: AB,AC,NP,GP,CP,PS



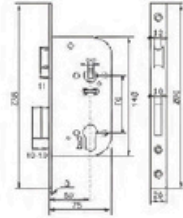
### 6458



Material  
Panel:Iron/Stainless Steel  
Latch bolt:Zinc Alloy  
Square bolt:Zinc Alloy/Iron

Center:70mm  
Backset:50mm

Finish: AB,AC,NP,GP,CP,PS



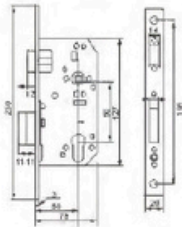
### G6458



Material  
Panel:Iron/Stainless Steel  
Latch bolt:Zinc Alloy  
Square bolt:Zinc Alloy/Iron

Center:80mm  
Backset:50mm

Finish: AB,AC,NP,GP,CP,PS



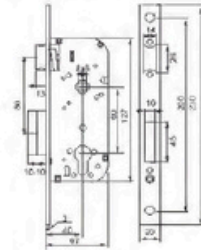
### 3130



Material  
Panel:Iron/Stainless Steel  
Latch bolt:Zinc Alloy  
Square bolt:Zinc Alloy/Iron

Center:80mm  
Backset:40mm

Finish: AB,AC,NP,GP,CP,PS



### 50701H



Material  
Panel:Iron/Stainless Steel  
Latch bolt:Zinc Alloy

Center:70mm  
Backset:50mm

Finish: AB,AC,NP,GP,CP,PS



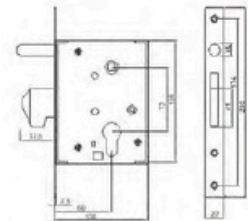
### 60721H



Material  
Panel:Stainless Steel 201/304  
Pin bolt:Stainless Steel  
Hook:Stainless Steel/Zinc Alloy

Center:72mm  
Backset:60mm

Finish: AB,AC,NP,GP,CP,PS



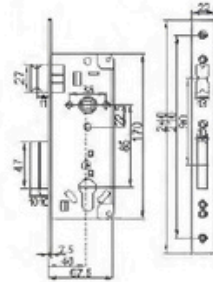


## 9011

Material  
Panel:Iron/Stainless Steel  
Latch bolt:Zinc Alloy  
Square bolt:Zinc Alloy/Iron

Center:85mm  
Backset:40mm

Finish: AB,AC,NP,GP,CP,PB

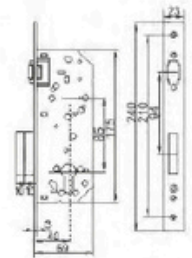


## 8812

Material  
Panel:Iron/Stainless Steel  
Latch bolt:Zinc Alloy  
Square bolt:Zinc Alloy/Iron

Center:85mm  
Backset:40mm

Finish: AB,AC,NP,GP,CP,PB

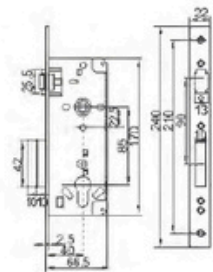


## 9012

Material  
Panel:Iron/Stainless Steel  
Latch bolt:Zinc Alloy  
Square bolt:Zinc Alloy/Iron

Center:85mm  
Backset:40mm

Finish: AB,AC,NP,GP,CP,PB

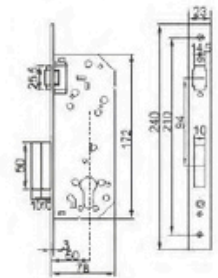


## 8813

Material  
Panel:Iron/Stainless Steel  
Latch bolt:Zinc Alloy  
Square bolt:Zinc Alloy/Iron

Backset:50mm

Finish: AB,AC,NP,GP,CP,PB

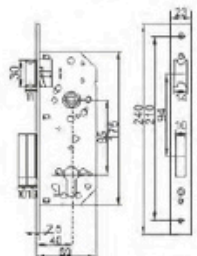


## 8811

Material  
Panel:Iron/Stainless Steel  
Latch bolt:Zinc Alloy  
Square bolt:Zinc Alloy/Iron

Center:85mm  
Backset:40mm

Finish: AB,AC,NP,GP,CP,PB

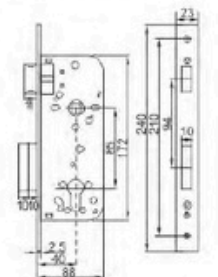


## 8814

Material  
Panel:Iron/Stainless Steel  
Latch bolt:Zinc Alloy  
Square bolt:Zinc Alloy/Iron

Center:85mm  
Backset:40mm

Finish: AB,AC,NP,GP,CP,PB





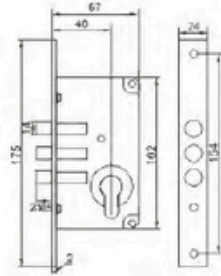
## 1970



Material  
Panel:Iron/Stainless Steel  
Round bolt:Iron

Backset:40mm

Finish: AB,AC,NP,GP,CP,PB



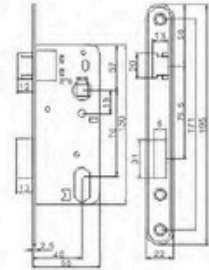
## 1921



Material  
Panel:Iron/Stainless Steel  
Latch bolt:Zinc Alloy  
Square bolt:Zinc Alloy/Iron

Center:70mm  
Backset:40mm

Finish: AB,AC,NP,GP,CP,PB



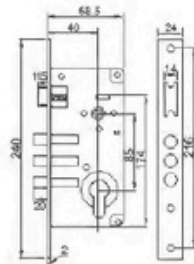
## 65400



Material  
Panel:Iron/Stainless Steel  
Latch bolt:Zinc Alloy  
Round bolt:Iron

Center:85mm  
Backset:40mm

Finish: AB,AC,NP,GP,CP,PB



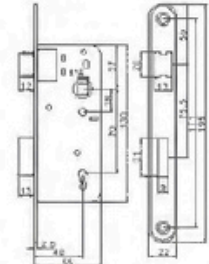
## 1915



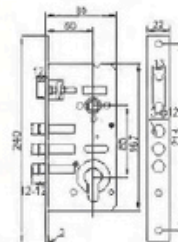
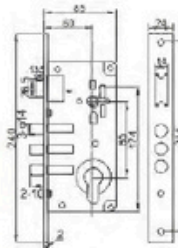

Material  
Panel:Iron/Stainless Steel  
Latch bolt:Zinc Alloy  
Square bolt:Zinc Alloy/Iron

Center:70mm  
Backset:40mm

Finish: AB,AC,NP,GP,CP,PB



## 65600



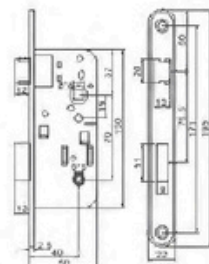
## 1916



Material  
Panel:Iron/Stainless Steel  
Latch bolt:Zinc Alloy  
Square bolt:Zinc Alloy/Iron

Center:70mm  
Backset:40mm

Finish: AB,AC,NP,GP,CP,PB



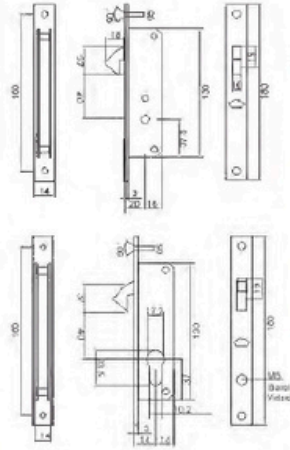






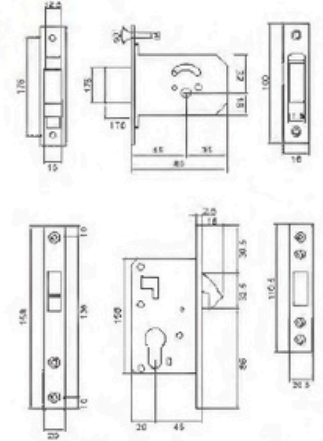
### 533.20-1T3 513.20

- Material  
Panel: Iron  
Hook: Iron
- Backset: 20mm
- Finish: AB/AC/NP/GP/CP/PB



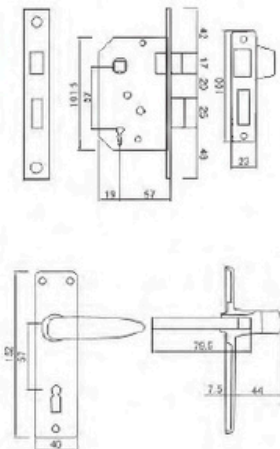
### 535.45-1T5 201-40

- Material  
Panel: Iron  
Hook: Iron  
Dead bolt: Iron
- Backset: 45mm
- Finish: AB/AC/NP/GP/CP/PB



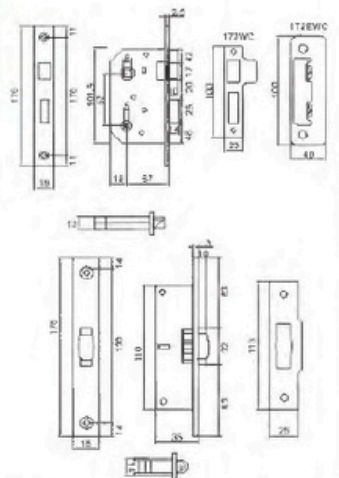
### 172-312

- Material  
Panel: Iron  
Latch bolt: Zinc Alloy  
Dead bolt: Iron
- Center: 57mm  
Backset: 57mm
- Finish: AB/AC/NP/GP/CP/PB



### 172WC 172E WC 155B

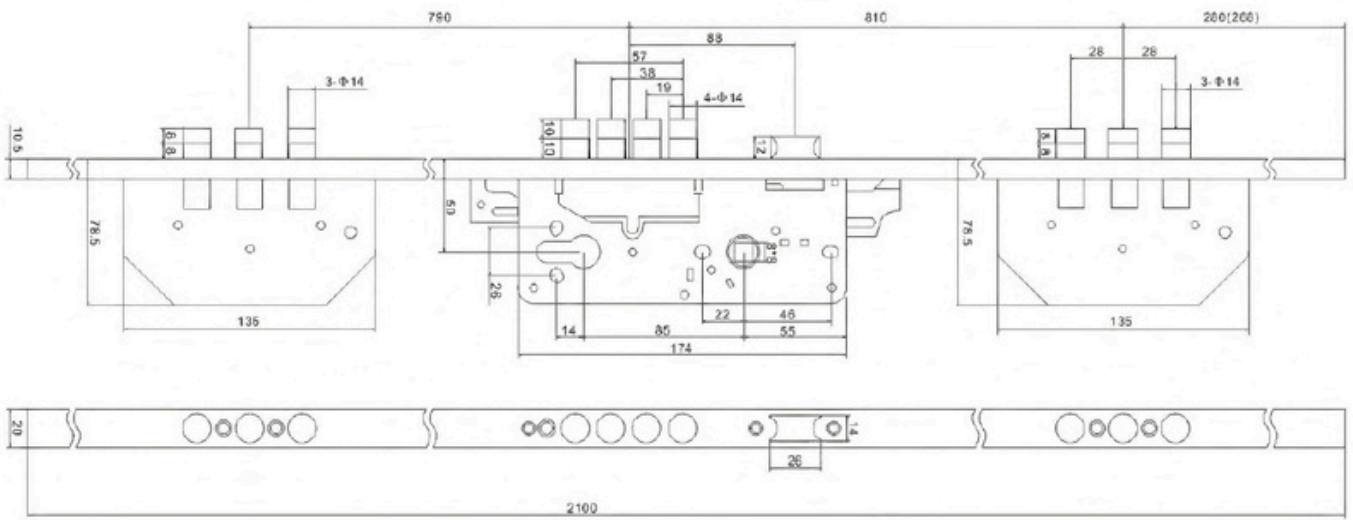

- Material  
Panel: Iron  
Latch bolt: Zinc Alloy  
Roller: Iron  
Dead bolt: Iron
- Center: 57mm  
Backset: 57mm
- Finish: AB/AC/NP/GP/CP/PB







700B-TB



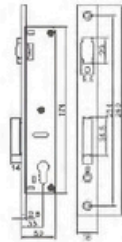
## 8835-16R



Material  
Panel: Iron/Stainless Steel  
Latch bolt: Zinc Alloy  
Square bolt: Zinc Alloy/iron

Backset: 35mm

Finish: AB, AC, NP, GP, CP, PB



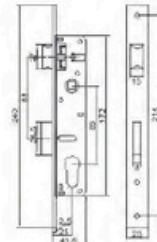
## 153



Material  
Panel: Iron/Stainless Steel  
Latch bolt: Zinc Alloy  
Square bolt: Zinc Alloy

Center: 85mm  
Backset: 25mm

Finish: AB, AC, NP, GP, CP, PB



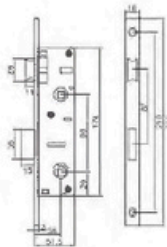
## 8835 BK



Material  
Panel: Iron/Stainless Steel  
Latch bolt: Zinc Alloy  
Square bolt: Zinc Alloy

Center: 90mm  
Backset: 35mm

Finish: AB, AC, NP, GP, CP, PB



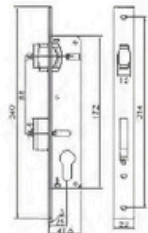
## 155



Material  
Panel: Iron/Stainless Steel  
Latch bolt: Zinc Alloy  
Square bolt: Zinc Alloy

Backset: 25mm

Finish: AB, AC, NP, GP, CP, PB



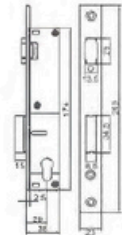
## 8820R



Material  
Panel: Iron/Stainless Steel  
Latch bolt: Zinc Alloy  
Square bolt: Zinc Alloy

Backset: 20mm

Finish: AB, AC, NP, GP, CP, PB



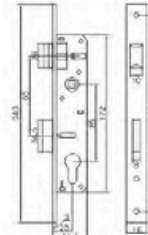
## 153-1



Material  
Panel: Iron/Stainless Steel  
Latch bolt: Zinc Alloy  
Square bolt: Zinc Alloy

Center: 85mm  
Backset: 25mm

Finish: AB, AC, NP, GP, CP, PB





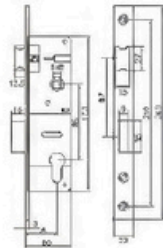


### 90130

Material  
Panel:Iron/Stainless Steel  
Latch bolt:Zinc Alloy  
Square bolt:Zinc Alloy

Center:85mm  
Backset:25mm

Finish: AB,AC,NP,GP,CP,PS

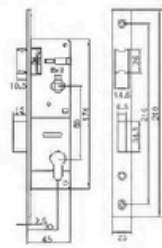


### 8830

Material  
Panel:Iron/Stainless Steel  
Latch bolt:Zinc Alloy  
Square bolt:Zinc Alloy

Center:85mm  
Backset:30mm

Finish: AB,AC,NP,GP,CP,PS

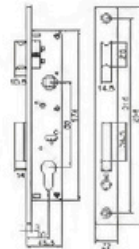


### 730

Material  
Panel:Iron/Stainless Steel  
Latch bolt:Zinc Alloy  
Square bolt:Zinc Alloy

Center:85mm  
Backset:30mm

Finish: AB,AC,NP,GP,CP,PS

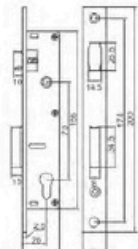


### 720S

Material  
Panel:Iron/Stainless Steel  
Latch bolt:Zinc Alloy  
Square bolt:Zinc Alloy

Center:95mm  
Backset:20mm

Finish: AB,AC,NP,GP,CP,PS

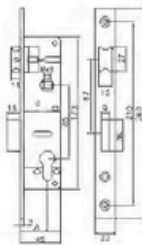


### 91130

Material  
Panel:Iron/Stainless Steel  
Latch bolt:Zinc Alloy  
Square bolt:Zinc Alloy

Center:85mm  
Backset:30mm

Finish: AB,AC,NP,GP,CP,PS

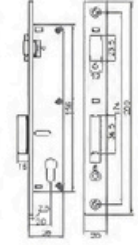


### 720SR

Material  
Panel:Iron/Stainless Steel  
Latch bolt:Zinc Alloy  
Square bolt:Zinc Alloy

Backset:20mm

Finish: AB,AC,NP,GP,CP,PS



## General Using Iron Padlock Series

Traditional Products, Innovative Process, Economic Price



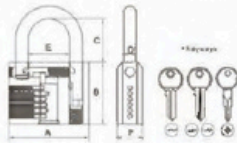


### PLASTIC PAINTED IRON PADLOCK

- Solid iron lock body, black plastic powder painted, waterproof and environment protective
- Logo carved on the metal plate or on the lock body can choosing
- Add 2 plastic rubbers in chrome plated steel shackle available
- Brass cylinder/half brass cylinder/iron cylinder can choosing
- Brass pins in the cylinder for protection against corrosion
- 38mm above can choosing with 2 brass tounge double locking
- Steel keys, nickel plated
- Different packing can choosing

#### ART NO: PPP

Item NO	Size (mm)	Shackle And Lock Body Dimensions						
		A	B	C	D	E	F	No. pins
PPP-361	20	20	20	12	3.2	10.8	11	3
PPP-362	25	25	24	14	4	13	12	4
PPP-363	32	32	30	18	5	16	15	4
PPP-364	38	38	33	21	6	20	16	5
PPP-365	50	48	40	27	8	26	21	6
PPP-366	63	61	49	32	9	33	23	6
PPP-367	75	74	58	42	11	40	24	6

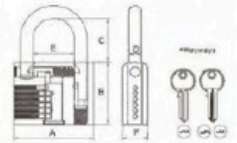


### SLIVER SPRAY PAINTED PADLOCK

- Sliver spray-paint surface
- Logo carved on the metal plate or on the lock body can choosing
- Secured normal keys/cross keys/computer keys available
- Brass cylinder/half brass cylinder/iron cylinder can choosing
- Brass pins in the cylinder for protection against corrosion
- Brass double locking available from sizes 38mm, 50mm, 63mm, 75mm
- Different packing can choosing

#### ART NO: SP

Item NO	Size (mm)	Shackle And Lock Body Dimensions						
		A	B	C	D	E	F	No. pins
SP-361	20	20	20	12	3.2	10.8	11	3
SP-362	25	25	24	14	4	13	12	4
SP-363	32	32	30	18	5	16	15	4
SP-364	38	38	33	21	6	20	16	5
SP-365	50	48	40	27	8	26	21	6
SP-366	63	61	49	32	9	33	23	6
SP-367	75	74	58	42	11	40	24	6

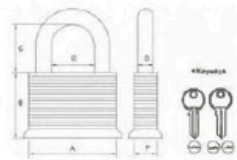


### LAMINATED PADLOCK

- Hardened steel chrome plated shackle resists sawing, prying and filing, normal or long shackle available
- Galvanized steel lock body is individually zinc plated or nickel plated for corrosion protection
- Secured normal keys/cross keys/computer keys available
- Brass cylinder for maximum pick, resistance and smooth operation in all weather conditions
- 2 steel keys or brass keys with nickel plated, available with keyed alike and keyed different
- Size: 30, 40, 45, 50, 65mm
- Package: box, skin card, sliding card, double blister card


#### ART NO: LP

Item NO	Size (mm)	Shackle And Lock Body Dimensions						
		A	B	C	D	E	F	No. pins
LP-330	30	31	26.4	17.5	5	14.5	17.5	4
LP-340	45	40	33	24	6.1	20.5	22.5	4
LP-345	45	45	33	26	7	21	23.5	4
LP-350	50	50	37.5	27.5	8.8	24.6	26	5
LP-385	65	60	45	38	11	30	31	5





IS902A




IS903A




IS436A




IS468




2101




2201




2301



1101



1201



1301

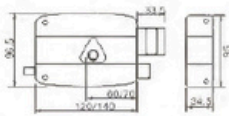




**540.10/540.12/540.12B  
540.14/540.14B**

**Material:**  
Lock Cylinder: Brass / Zamak  
Latch/ Bolt : Brass / Iron / Zamak

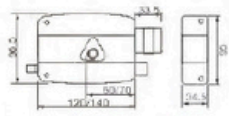
**Finish :** Spray Painting / Plating



**540.10/540.12/540.12B  
540.14/540.14B**

**Material:**  
Lock Cylinder: Brass / Zamak  
Latch/ Bolt : Brass / Iron / Zamak

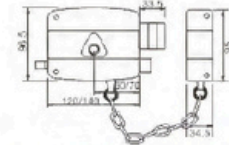
**Finish :** Spray Painting / Plating



**540.12-Z/540.12-ZB  
540.14-Z/540.14-ZB**

**Material:**  
Lock Cylinder: Brass / Zamak  
Latch/ Bolt : Brass / Iron / Zamak

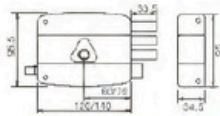
**Finish :** Spray Painting / Plating



**540.12-3M/540.12-3MB  
540.14-3M/540.14-3MB**

**Material:**  
Lock Cylinder: Brass / Zamak  
Latch/ Bolt : Brass / Iron / Zamak

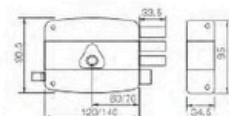
**Finish :** Spray Painting / Plating



**540.12-3M/540.12-3MB  
540.14-3M/540.14-3MB**

**Material:**  
Lock Cylinder: Brass / Zamak  
Latch/ Bolt : Brass / Iron / Zamak

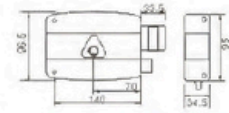
**Finish :** Spray Painting / Plating



**540.14-AG/540.14-AGB**

**Material:**  
Lock Cylinder: Brass / Zamak  
Latch/ Bolt : Brass / Iron / Zamak

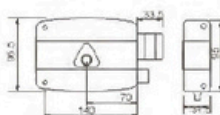
**Finish :** Spray Painting / Plating



**540.14-AG/540.14-AGB**

**Material:**  
Lock Cylinder: Brass / Zamak  
Latch/ Bolt : Brass / Iron / Zamak

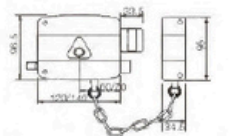
**Finish :** Spray Painting / Plating



**540.12-Z/540.12-ZB  
540.14-Z/540.14-ZB**

**Material:**  
Lock Cylinder: Brass / Zamak  
Latch/ Bolt : Brass / Iron / Zamak

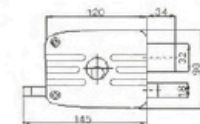
**Finish :** Spray Painting / Plating



**9710/9710B**

**Material:**  
Lock Cylinder: Brass / Zamak  
Latch/ Bolt : Brass / Iron / Zamak

**Finish :** Spray Painting / Plating

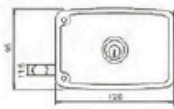




**3425**

Material:  
Lock Cylinder: Brass / Zamak  
Latch/Bolt: Brass / Iron / Zamak

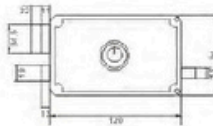
Finish: Spray Painting / Plating



**1494**

Material:  
Lock Cylinder: Brass / Zamak  
Latch/Bolt: Brass / Iron / Zamak

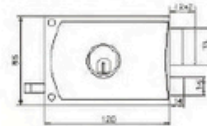
Finish: Spray Painting / Plating



**720**

Material:  
Lock Cylinder: Brass / Zamak  
Latch/Bolt: Brass / Iron / Zamak

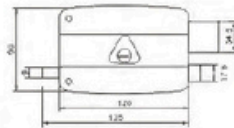
Finish: Spray Painting / Plating



**116**

Material:  
Lock Cylinder: Brass / Zamak  
Latch/Bolt: Brass / Iron / Zamak

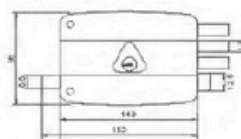
Finish: Spray Painting / Plating



**116F**

Material:  
Lock Cylinder: Brass / Zamak  
Latch/Bolt: Brass / Iron / Zamak


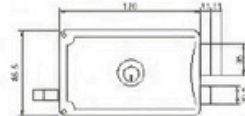
Finish: Spray Painting / Plating



**2020**

Material:  
Lock Cylinder: Brass / Zamak  
Latch/Bolt: Brass / Iron / Zamak

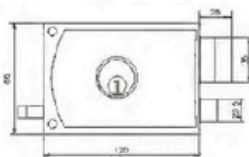
Finish: Spray Painting / Plating



**2000**

Material:  
Lock Cylinder: Brass / Zamak  
Latch/Bolt: Brass / Iron / Zamak

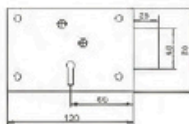
Finish: Spray Painting / Plating



**180**

Material:  
Lock Cylinder: Brass / Zamak  
Latch/Bolt: Brass / Iron / Zamak

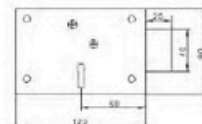
Finish: Spray Painting / Plating



**791/731**

Material:  
Lock Cylinder: Brass / Zamak  
Latch/Bolt: Brass / Iron / Zamak

Finish: Spray Painting / Plating

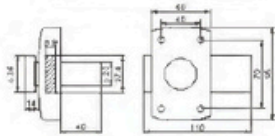






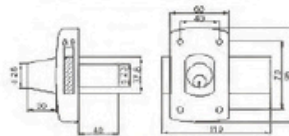
**458**

- Material: Lock Cylinder: Brass / Zamak  
Latch/ Bolt: Brass / Iron / Zamak
- Finish: Spray Painting / Plating



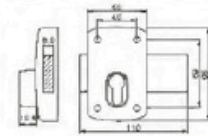
**458D**

- Material: Lock Cylinder: Brass / Zamak  
Latch/ Bolt: Brass / Iron / Zamak
- Finish: Spray Painting / Plating



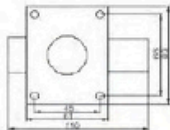
**22B**

- Material: Lock Cylinder: Brass / Zamak  
Latch/ Bolt: Brass / Iron / Zamak
- Finish: Spray Painting / Plating



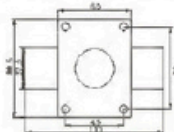
**6083**

- Material: Lock Cylinder: Brass / Zamak  
Latch/ Bolt: Brass / Iron / Zamak
- Finish: Spray Painting / Plating



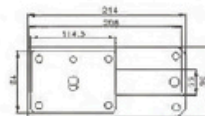
**858**

- Material: Lock Cylinder: Brass / Zamak  
Latch/ Bolt: Brass / Iron / Zamak
- Finish: Spray Painting / Plating




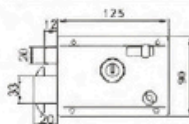
**P60**

- Material: Lock Cylinder: Brass / Zamak  
Latch/ Bolt: Brass / Iron / Zamak
- Finish: Spray Painting / Plating



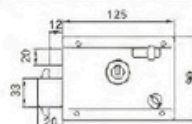
**CLT211CP6**

- Material: Lock Cylinder: Brass / Zamak  
Latch/ Bolt: Brass / Iron / Zamak
- Finish: Spray Painting / Plating



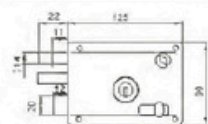
**CLT311TP6**

- Material: Lock Cylinder: Brass / Zamak  
Latch/ Bolt: Brass / Iron / Zamak
- Finish: Spray Painting / Plating



**T697H-99A6**

- Material: Lock Cylinder: Brass / Zamak  
Latch/ Bolt: Brass / Iron / Zamak
- Finish: Spray Painting / Plating



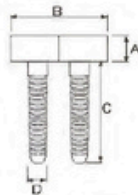


### SH-02

Material: Carbon Steel

Finish: ZP, NP, AC

A	B	C	D
9	26	23.5	M5.5
11	28	25	M6
13	38	35	M8
14	46	40	M8
16	52	45	M8.5

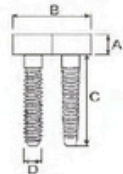


### SH-02A

Material: Carbon Steel

Finish: ZP, NP, AC

A	B	C	D
13	54	35	M8
14	54	40	M8

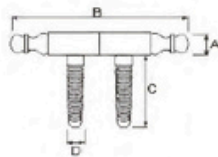


### SH-02GS

Material: Carbon Steel

Finish: ZP, NP, AC

A	B	C	D
9	65	23.5	M5.5
11	75	25	M6
13	90	35	M8



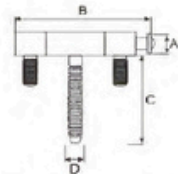
### SH-03BS02

Material: Carbon Steel

Finish: AC, NP, ZP

Features: Elegant and practical

A	B	C	D
16	68	14/45	10





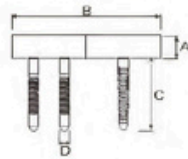


### SH-03

Material: Carbon Steel

Finish: ZP, NP, AC

A	B	C	D
15	80	50	M8

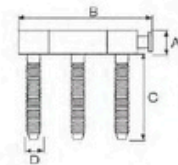


### SH-03B

Material: Carbon Steel

Finish: ZP, NP, AC

A	B	C	D
14	45	35	M8
16	60	45	M8

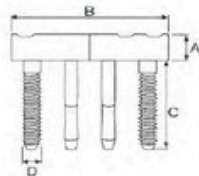


### SH-04A

Material: Carbon Steel

Finish: ZP, NP, AC

A	B	C	D
14	82	40	M8
16	82	42	M8

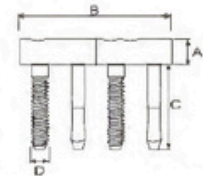


### SH-04A02

Material: Carbon Steel

Finish: ZP, NP, AC

A	B	C	D
14	82	40	M8
20	105	55	M9.5



# | Tops Lever Lock



**CALGARY**  
8801-CP-ET



**JACKSONVILLE**  
8803-AB-ET



**INDIANAPOLIS**  
8804-CB-ET



**AUSTIN**  
8805-CP-ET



**COLUMBUS**  
8806-BN-ET




**CHARLOTTE**  
TL7803-10B



**HAMILTON**  
8826-SN-ET



**MEMPHIS**  
8812-SN-BK



**NASHVILLE**  
8818-SN-BK



**BOSTON**  
8802-SN-ET



**SEATTLE**  
8819-SN-ET



**KITCHENER**  
88077-AB-ET



# ■ Tops Lever Lock



9011-AB-ET



9012-CP



9013-CP



9016-SN



9017-AB



9018-AB

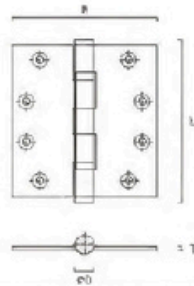



9020-CP



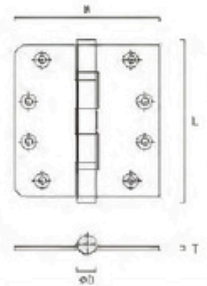
9022-SN

### 19-SS400



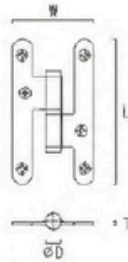

3"X2. 5"X2.0mm	4"X3"X2.0mm	4"X4"X3.0mm
3"X2. 5"X2.5mm	4"X3"X2.5mm	5"X3"X3.0mm
3"X3"X2.0mm	4"X3"X3.0mm	
3. 5"X3"X2.5mm	4"X3. 5"X3mm	
3. 5"X3. 5"X2.5mm		

### 19-SS401




Material: Stainless Steel/Acero Inoxidable	
Finish: NP,PVD,SSS,CP,AC,AB	
76X63X2.5mm	
76X63X3.0mm	
100X76X2.5mm	

### 19-SS305



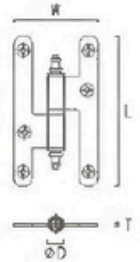
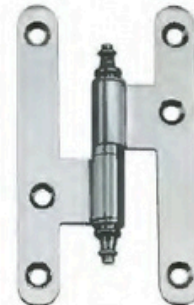
Size	Length	width open	Thickness	Diameter
100 mmX57 mm	100 mm	57 mm	2.0 mm	10.5 mm

### 19-SS306



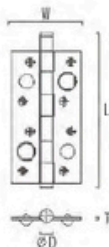

Size	Length	width open	Thickness	Diameter
100 mmX57 mm	100 mm	57 mm	2.0 mm	10.5 mm
95 mmX55 mm	95 mm	55 mm	2.0 mm	10.5 mm

### 19-SS307



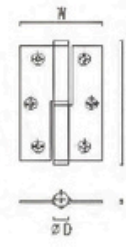

Size	Length	width open	Thickness	Diameter
100 mmX57 mm	100 mm	57 mm	2.0 mm	10.5 mm

### 19-S200SS



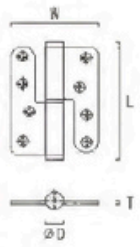
Size	Length	width open	Thickness	Diameter
6"X3.5"	6"	80 mm	3.0 mm	

### 19-SS613





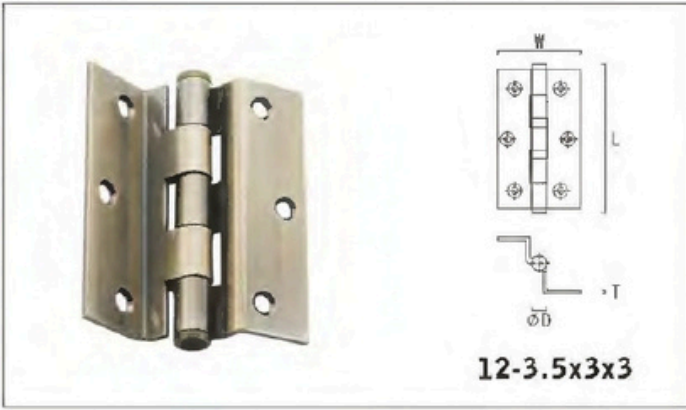

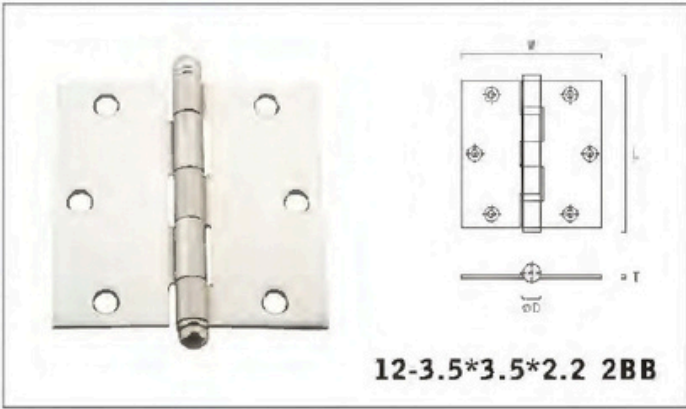
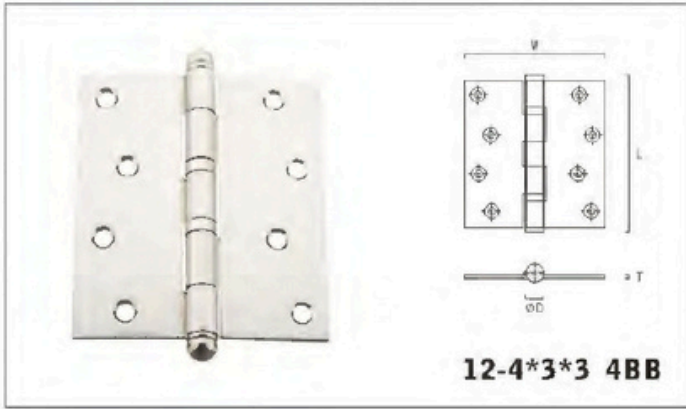
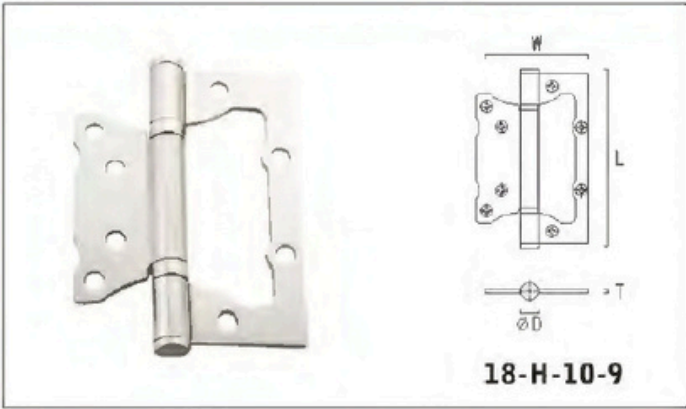
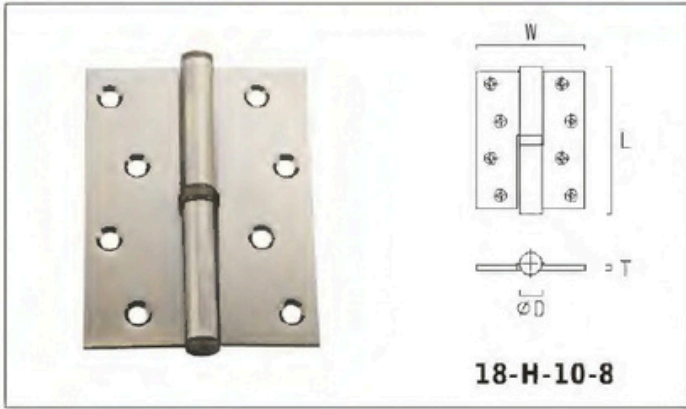
Size		
120X86X3.0mm	100X86X3.0mm	
100X65X2.5mm	90X65X2.5mm	

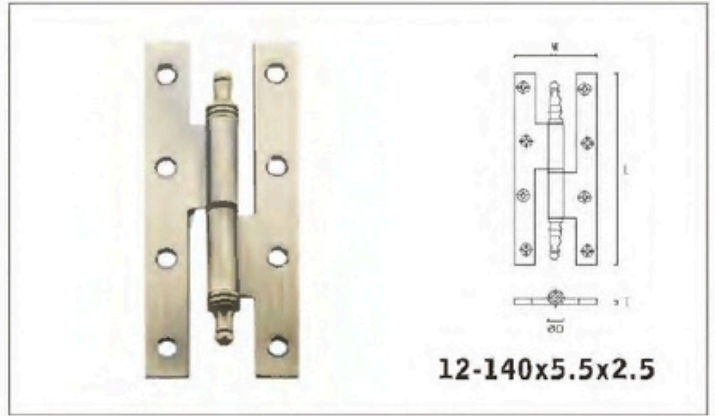
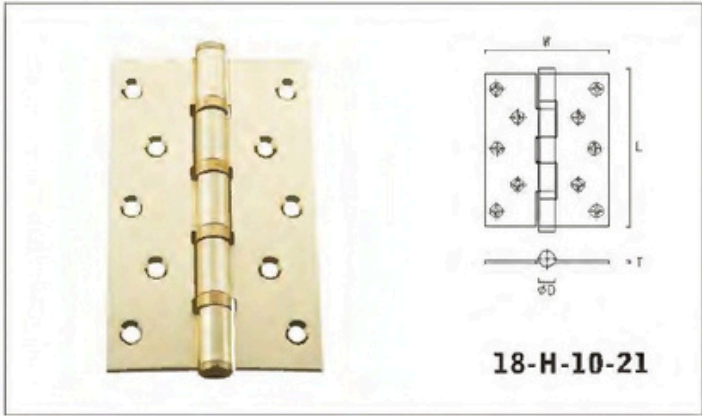
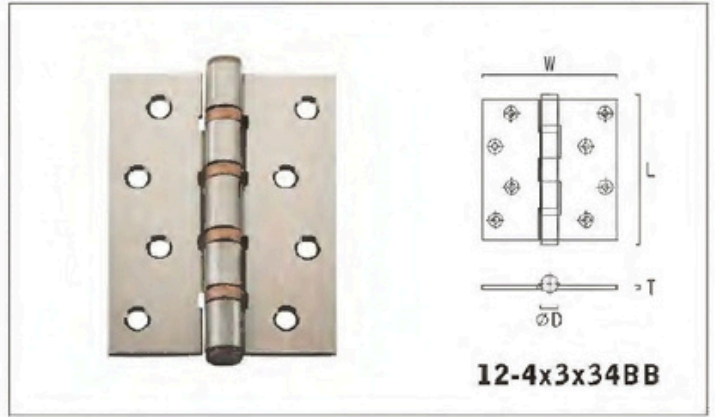

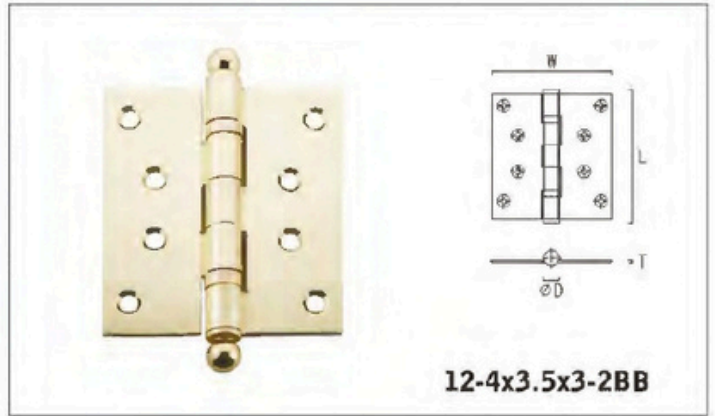
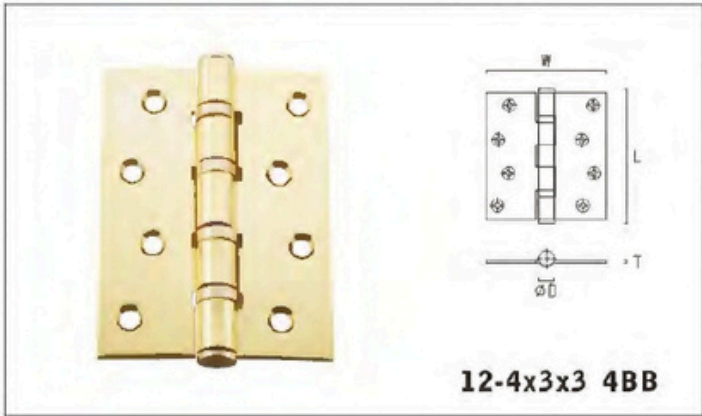
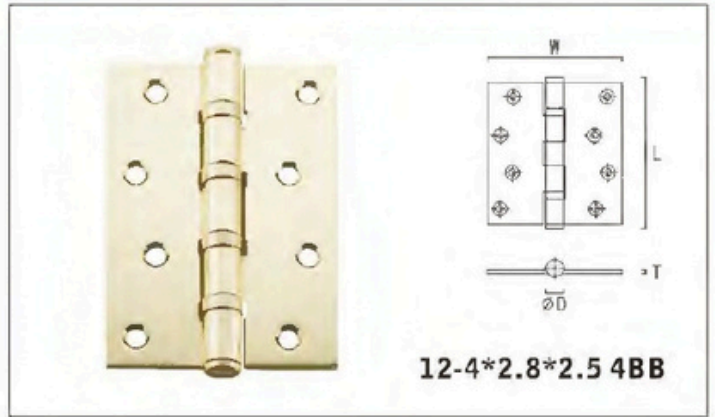
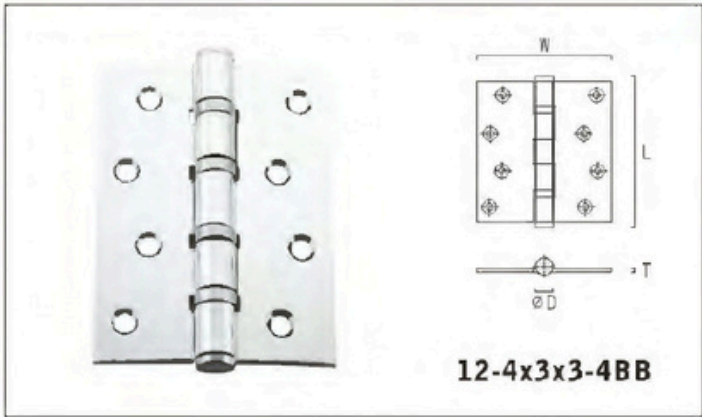
### 19-SS614



Size		
120X86X3.0mm	100X86X3.0mm	
100X65X2.5mm	90X65X2.5mm	











**C799**



C	L	H	∅	g
		24	45	



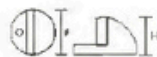
**C884**



C	L	H	∅	g
		27	45	



**C883**



C	L	H	∅	g
		34	45	



**C800**



C	L	H	W	g
	39	25	33	



**C801**



C	L	H	W	g
	36	31	52	



**C803**



C	L	H	W	g
	42	34	42	



**C935**



C	L	H	∅	g
		31	35	



**C934**



C	L	H	∅	g
		26	33	



**C582**



C	L	H	∅	g
		38	36	



**C906**



C	L	H	W	g
	107		62	



**C909**



C	L	H	W	g
	107		62	



**C903**



C	L	H	W	g
	117		65	



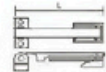
**C981S**



C	L	H	W	g
	160		60	



**C904**



C	L	H	W	g
	140		45	



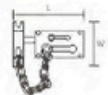
**C650**



C	L	H	W	g
	4"		38	



**C715**




C	L	H	W	g
	3 3/4"		45	



**C649**



C	L	H	W	g
	3.5"		33	



**C1100**



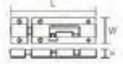
C	L	H	W	g
	5"		35	





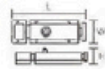
**C721**

L	3"	4"	5"
W	26	40	40



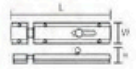
**C604L**

L	3"	4"
W	37	37



**C615**

L	100
W	37



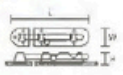
**C724**

L	3"	4"
W	31	31



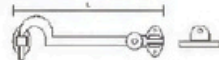
**C722**

C	L	H	W	g
	41		40	
	55		55	



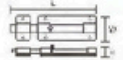
**C647**

L	3"	4"	6"	8"
W	34	34	34	34



**C5100**

C	L	H	W	g
	4"			
	6"			
	8"			



**C5104**

L	52	75	100
W	38	43	54



**C797**

C	L	H	W	g
		73	25	



**C893**

C	L	H	∅	g
		102	24	



**C798**

C	L	H	∅	g
		78	23	



**C765**

C	L	H	∅	g
		100	25	



**C723**

C	L	H	∅	g
		22	77	



**C882**

C	L	H	W	g
		76	25	



**C5285**

C	L	H	∅	g
		75	19	



**C5284**

C	L	H	∅	g
		84	18	



**C885**

C	L	H	W	g
		78	39	





**C894**



C	L	H	∅	g
		75	43	



**C881**



C	L	H	∅	g
		77	50	



**C583**



C	L	H	W	g
		80	48	



**C938**



C	L	H	W	g
	45	38	49	



**C895**



C	L	H	∅	g
		44	45	



**C890**



C	L	H	W	g
		77	50	



**C938**



C	L	H	W	g
	45	38	49	



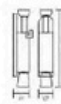
**C898S**



C	L	H	W	g
	127	32	28	



**C899**



C	L	H	W	g
	127	31	25	



**C982**



C	L	H	W	g
	136	29	42	

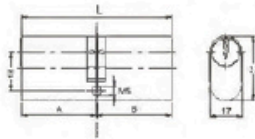


**TOPS-09**  
Double Open Oval Cylinder-Normal Key

**Material:**  
Cylinder body:high quality brass  
Key:steel/brass/cupronickel  
Cam:heat-treatment steel  
Spring:stainless steel/phosphorous bronze  
Pin:brass with high combination

Material	High Quality Solid Brass
Color	SN/AB/PB/SB/CP/NB
Dimension	45/55/65/70/75/80/85/90/95/100mm

- Features:**
- 1.Single row pins patented
  - 2.A.B.C.construction key
  - 3.Mastering
  - 4.Optional anti-drill feature
  - 5.Suitable for residential commercial,public areas

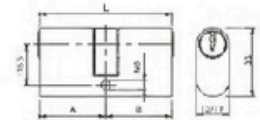


**TOPS-10**  
Double Open Oval Cylinder-Normal Key

**Material:**  
Cylinder body:high quality brass  
Key:steel/brass/cupronickel  
Cam:heat-treatment steel  
Spring:stainless steel/phosphorous bronze  
Pin:brass with high combination

Material	High Quality Solid Brass
Color	SN/AB/PB/SB/CP/NB
Dimension	50/55/70/75/80/85/90/95/100mm

- Features:**
- 1.Single row pins patented
  - 2.A.B.C.construction key
  - 3.Mastering
  - 4.Optional anti-drill feature
  - 5.Suitable for residential commercial,public areas

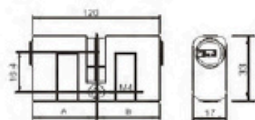


**TOPS-11**  
Double Open Oval Cylinder-Computer Key

**Material:**  
Cylinder body:high quality brass  
Key:steel/brass/cupronickel  
Cam:heat-treatment steel  
Spring:stainless steel/phosphorous bronze  
Pin:brass with high combination

Material	High Quality Solid Brass
Color	SN/AB/PB/SB/CP/NB
Dimension	60/65/70/75/80/85/90/95/100mm

- Features:**
- 1.Single row pins patented
  - 2.A.B.C.construction key
  - 3.Mastering
  - 4.Optional anti-drill feature
  - 5.Suitable for residential commercial,public areas

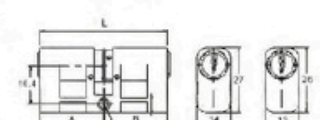


**TOPS-12**  
Double Open Oval Cylinder-Normal Key

**Material:**  
Cylinder body:high quality brass  
Key:steel/brass/cupronickel  
Cam:heat-treatment steel  
Spring:stainless steel/phosphorous bronze  
Pin:brass with high combination

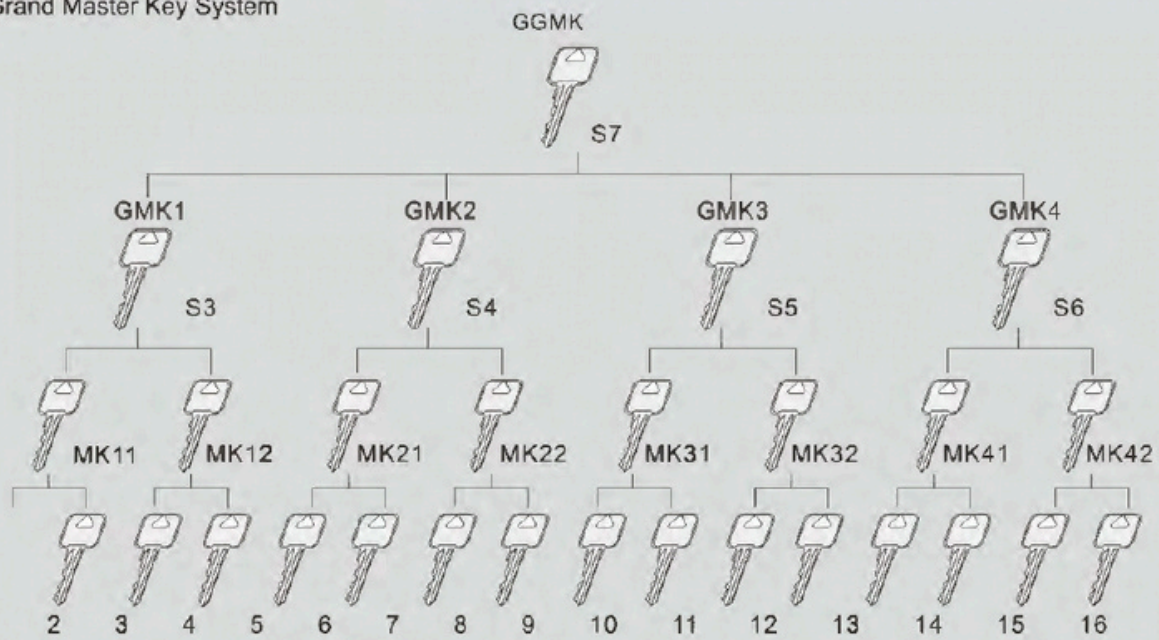
Material	High Quality Solid Brass
Color	SN/AB/PB/SB/CP/NB
Dimension	50/55/70/75/80/85/90/95/100mm

- Features:**
- 1.Single row pins patented
  - 2.A.B.C.construction key
  - 3.Mastering
  - 4.Optional anti-drill feature
  - 5.Suitable for residential commercial,public areas






# Grand Master Key System



Using different key profile to do different group and different level of master keying  
 S3,S4,S5,S6,S7 are with different key profile










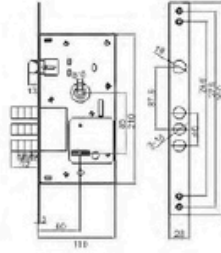


## 252RL

Material  
Panel: Iron/Stainless Steel  
Latch bolt: Iron/Brass  
Round bolt: Iron

Center: 85mm  
Backset: 60mm

Finish: AB, AC, NP, GP, CP, PB

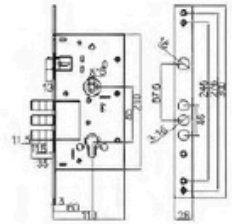


## 252RL-C

Material  
Panel: Iron/Stainless Steel  
Latch bolt: Iron/Brass  
Round bolt: Iron

Center: 85mm  
Backset: 60mm

Finish: AB, AC, NP, GP, CP, PB


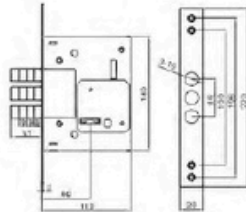


## 257L

Material  
Panel: Iron/Stainless Steel  
Round bolt: Iron

Backset: 60mm

Finish: AB, AC, NP, GP, CP, PB

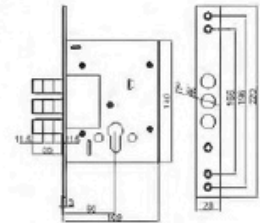


## 257L-C

Material  
Panel: Iron/Stainless Steel  
Round bolt: Iron

Backset: 60mm

Finish: AB, AC, NP, GP, CP, PB

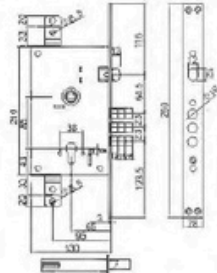


## 352R

Material  
Panel: Iron  
Latch bolt: Iron  
Round bolt: Iron

Center: 85mm  
Backset: 65mm

Finish: AB, AC, NP, GP, CP, PB

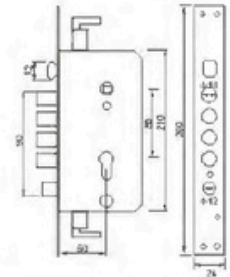


## 6085AD

Material  
Panel: Iron  
Latch bolt: Iron  
Round bolt: Iron


Center: 85mm  
Backset: 60mm

Finish: AB, AC, NP, GP, CP, PB









## FEATURES

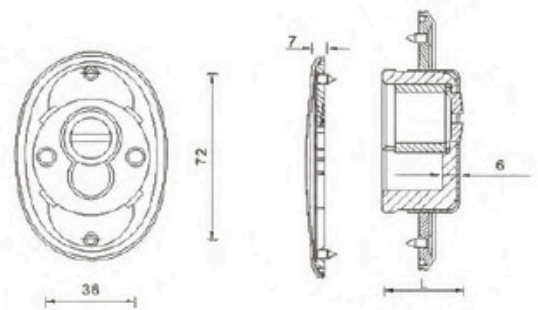
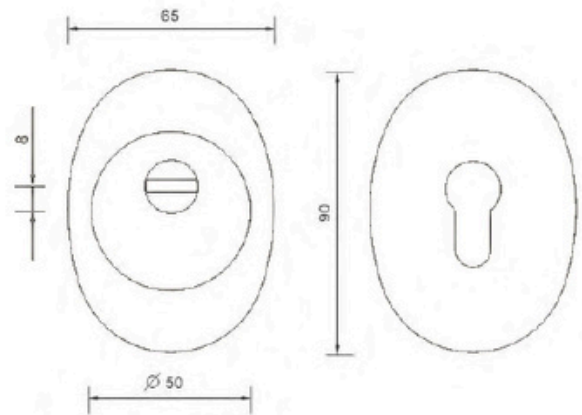
Protector made of steel alloy with excellent hardness.  
Outside cover have elegant appearance.  
Inside cover is designed with four-point fixed structure.  
European embedded design to give excellent anti-drill,  
anti-pry and anti-break.

## FEATURES

Manufactured from a steel alloy with a hardness of 60 HRC to give excellent protection against drill attack.

Designed for use with Europrpfile cylinders

Finishes available: CP, PVD, SN, AB, etc.



規格 / SPEC	尺寸 / SIZE
L	mm
L1	26.5
L2	35



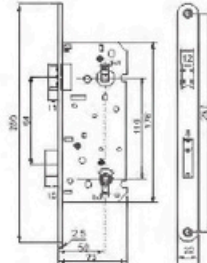


## 50110C

**Material**  
Panel:Iron/Stainless Steel  
Latch bolt:Zinc Alloy  
Square bolt:Zinc Alloy/Iron

**Center:**110mm  
**Backset:**50mm

**Finish:** AB,AC,NP,GP,CP,PB

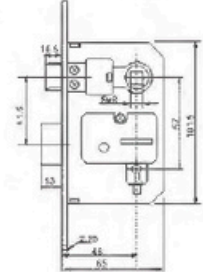


## 9700K

**Material**  
Panel:Iron/Stainless Steel  
Latch bolt:Zinc Alloy  
Square bolt:Zinc Alloy/Iron

**Center:**57mm  
**Backset:**46mm

**Finish:** AB,AC,NP,GP,CP,PB

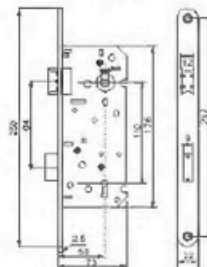


## 50110K

**Material**  
Panel:Iron/Stainless Steel  
Latch bolt:Zinc Alloy  
Square bolt:Zinc Alloy/Iron

**Center:**110mm  
**Backset:**50mm

**Finish:** AB,AC,NP,GP,CP,PB

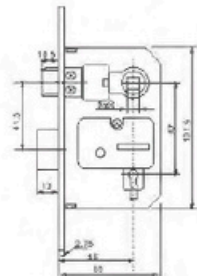


## 9700B

**Material**  
Panel:Iron/Stainless Steel  
Latch bolt:Zinc Alloy  
Square bolt:Zinc Alloy/Iron

**Center:**57mm  
**Backset:**46mm

**Finish:** AB,AC,NP,GP,CP,PB

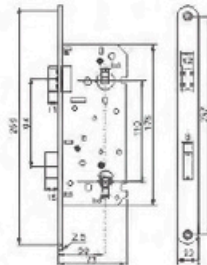


## 50110B

**Material**  
Panel:Iron/Stainless Steel  
Latch bolt:Zinc Alloy  
Square bolt:Zinc Alloy/Iron

**Center:**110mm  
**Backset:**50mm

**Finish:** AB,AC,NP,GP,CP,PB

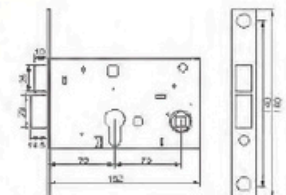


## 7070


**Material**  
Panel:Stainless Steel 201/304  
Latch bolt:Brass  
Dead bolt:Brass


**Backset:**70mm

**Finish:** AB,AC,NP,GP,CP,PB




## 781




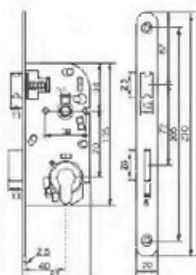
-  Material  
Panel:Iron/Stainless Steel  
Latch bolt:Zinc Alloy  
Square bolt:Iron

---


-  Center:70mm  
Backset:40mm


---

-  Finish: AB,AC,NP,GP,CP,PB




## 240C-P-ZN




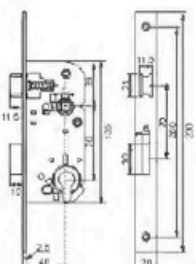
-  Material  
Panel:Iron/Stainless Steel  
Latch bolt:Zinc Alloy  
Square bolt:Iron

---


-  Center:70mm  
Backset:40mm


---

-  Finish: AB,AC,NP,GP,CP,PB




## 771




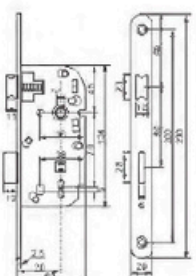
-  Material  
Panel:Iron/Stainless Steel  
Latch bolt:Zinc Alloy  
Square bolt:Iron

---


-  Center:70mm  
Backset:20mm


---

-  Finish: AB,AC,NP,GP,CP,PB




## 240K-P-XT




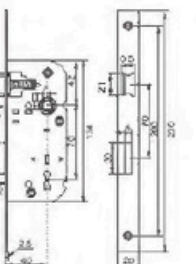
-  Material  
Panel:Iron/Stainless Steel  
Latch bolt:Zinc Alloy  
Square bolt:Iron

---

-  Center:70mm  
Backset:40mm

---

-  Finish: AB,AC,NP,GP,CP,PB



## 761



-  Material  
Panel:Iron/Stainless Steel  
Latch bolt:Zinc Alloy  
Square bolt:Iron

---


-  Center:70mm  
Backset:20mm


---

-  Finish: AB,AC,NP,GP,CP,PB




## 240B-P-XT




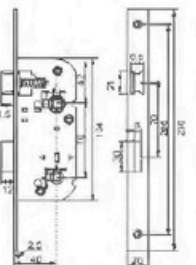
-  Material  
Panel:Iron/Stainless Steel  
Latch bolt:Zinc Alloy  
Square bolt:Iron

---

-  Center:70mm  
Backset:40mm

---

-  Finish: AB,AC,NP,GP,CP,PB





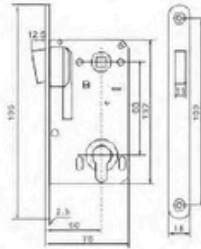


### CX8550C

Material  
Panel: Iron/Stainless Steel  
Round bolt: Zinc Alloy/Iron

Center: 85mm  
Backset: 50mm

Finish: AB, AC, NP, GP, CP, PB

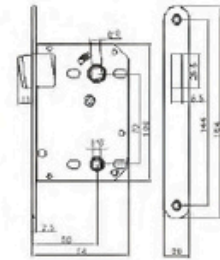


### CX7050

Material  
Panel: Iron/Stainless Steel  
Latch bolt: Plastic+Magnet

Center: 70mm  
Backset: 50mm

Finish: AB, AC, NP, GP, CP, PB

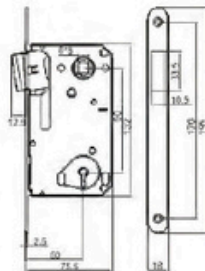


### CX9050K

Material  
Panel: Iron/Stainless Steel  
Latch bolt: Plastic+Magnet

Center: 90mm  
Backset: 50mm

Finish: AB, AC, NP, GP, CP, PB

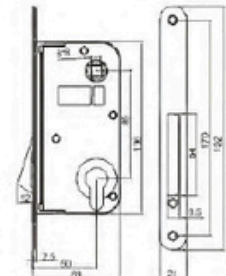


### CX8550C-A

Material  
Panel: Iron/Stainless Steel  
Latch bolt: Plastic+Magnet

Center: 85mm  
Backset: 50mm

Finish: AB, AC, NP, GP, CP, PB

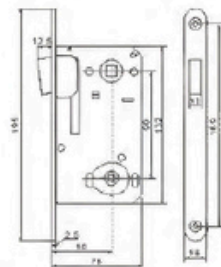


### CX9050B

Material  
Panel: Iron/Stainless Steel  
Round bolt: Zinc Alloy/Iron

Center: 90mm  
Backset: 50mm

Finish: AB, AC, NP, GP, CP, PB

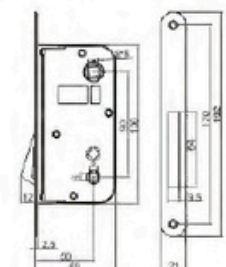


### CX9050B-A

Material  
Panel: Iron/Stainless Steel  
Latch bolt: Plastic+Magnet

Center: 90mm  
Backset: 50mm


Finish: AB, AC, NP, GP, CP, PB





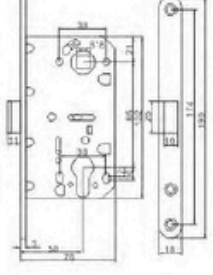
### IS410C-S-1

- Material  
Panel:Iron  
Latch bolt:Plastic
- Center:85mm  
Backset:50mm
- Finish: AB,AC,NP,GP,CP,PB


### CX410C-S

- Material  
Panel:Iron/Stainless Steel  
Square bolt:Mejic
- Center:85mm  
Backset:50mm
- Finish: AB,AC,NP,GP,CP,PB



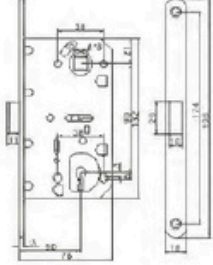


### IS410K-S-1

- Material  
Panel:Iron  
Latch bolt:Plastic
- Center:90mm  
Backset:50mm
- Finish: AB,AC,NP,GP,CP,PB

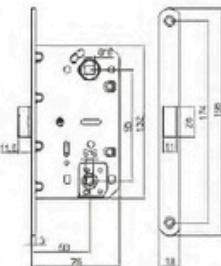
### CX410K-S

- Material  
Panel:Iron/Stainless Steel  
Square bolt:Mejic
- Center:90mm  
Backset:50mm
- Finish: AB,AC,NP,GP,CP,PB

### IS410B-S-1

- Material  
Panel:Iron  
Latch bolt:Plastic
- Center:95mm  
Backset:50mm
- Finish: AB,AC,NP,GP,CP,PB




### CX410B-S

- Material  
Panel:Iron/Stainless Steel  
Square bolt:Mejic
- Center:95mm  
Backset:50mm
- Finish: AB,AC,NP,GP,CP,PB





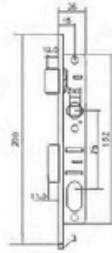
## 1203



**Material**  
Panel: Iron/Stainless Steel  
Latch bolt: Zinc Alloy/Brass  
Square bolt: Zinc Alloy/Brass

**Center:** 75mm  
**Backset:** 15mm

**Finish:** AB, AC, NP, GP, CP, PB



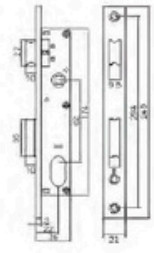
## 1250



**Material**  
Panel: Iron/Stainless Steel  
Latch bolt: Zinc Alloy  
Square bolt: Zinc Alloy

**Center:** 82mm  
**Backset:** 22mm

**Finish:** AB, AC, NP, GP, CP, PB



## 1205



**Material**  
Panel: Iron/Stainless Steel  
Latch bolt: Zinc Alloy/Brass  
Square bolt: Zinc Alloy/Iron

**Center:** 85mm  
**Backset:** 20mm

**Finish:** AB, AC, NP, GP, CP, PB



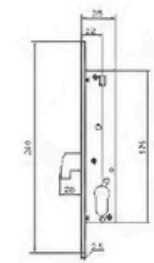
## 1210



**Material**  
Panel: Iron/Stainless Steel  
Hook: Iron

**Backset:** 22mm

**Finish:** AB, AC, NP, GP, CP, PB



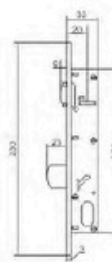
## 1206



**Material**  
Panel: Iron/Stainless Steel  
Latch bolt: Brass  
Square bolt: Zinc Alloy/Iron

**Backset:** 20mm

**Finish:** AB, AC, NP, GP, CP, PB



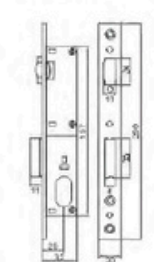
## 1221



**Material**  
Panel: Iron/Stainless Steel  
Latch bolt: Zinc Alloy  
Square bolt: Zinc Alloy

**Backset:** 20mm

**Finish:** AB, AC, NP, GP, CP, PB



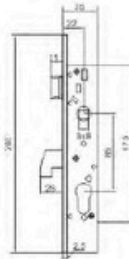


### 2240

Material  
Panel: Iron/Stainless Steel  
Latch bolt: Zinc Alloy  
Hook: Iron

Center: 85mm  
Backset: 22mm

Finish: AB, AC, NP, GP, CP, PB

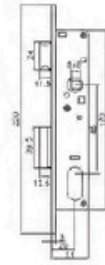


### 8520

Material  
Panel: Iron/Stainless Steel  
Latch bolt: Zinc Alloy  
Square bolt: Zinc Alloy

Center: 85mm  
Backset: 20mm

Finish: AB, AC, NP, GP, CP, PB

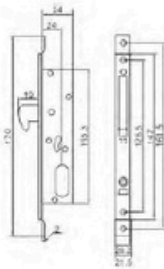


### 4132

Material  
Panel: Iron/Stainless Steel  
Hook: Iron

Backset: 24mm

Finish: AB, AC, NP, GP, CP, PB

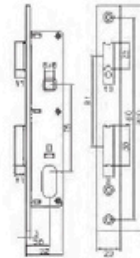


### 1220

Material  
Panel: Iron/Stainless Steel  
Latch bolt: Zinc Alloy/Brass  
Square bolt: Zinc Alloy/Brass

Center: 75mm  
Backset: 20mm

Finish: AB, AC, NP, GP, CP, PB

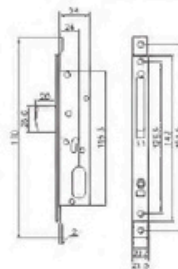


### 5132

Material  
Panel: Iron/Stainless Steel  
Square bolt: Iron

Backset: 24mm

Finish: AB, AC, NP, GP, CP, PB

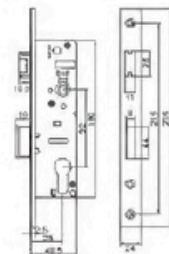


### 8525-92

Material  
Panel: Iron/Stainless Steel  
Latch bolt: Zinc Alloy  
Square bolt: Zinc Alloy/Iron

Center: 92mm  
Backset: 25mm

Finish: AB, AC, NP, GP, CP, PB





### 1201



**Material**  
Panel: Iron/Stainless Steel  
Latch bolt: Brass

**Backset: 15mm**

**Finish: AB, AC, NP, GP, CP, PB**



### 1202



**Material**  
Panel: Iron/Stainless Steel  
Round bolt: Brass

**Finish: AB, AC, NP, GP, CP, PB**



### 1203S



**Material**  
Panel: Iron/Stainless Steel  
Square bolt: Brass

**Backset: 15mm**

**Finish: AB, AC, NP, GP, CP, PB**



### 1205S



**Material**  
Panel: Iron/Stainless Steel  
Latch bolt: Brass

**Backset: 20mm**

**Finish: AB, AC, NP, GP, CP, PB**



### 1220L



**Material**  
Panel: Iron/Stainless Steel  
Latch bolt: Brass

**Backset: 20mm**

**Finish: AB, AC, NP, GP, CP, PB**



### 1501



**Material**  
Panel: Iron/Stainless Steel  
Latch bolt: Brass

**Backset: 20mm**

**Finish: AB, AC, NP, GP, CP, PB**







## Brass Padlock Series

Distinctive, Elegant

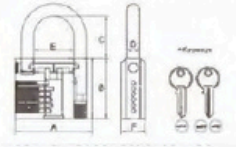


### BRASS PADLOCK (HEAVY DUTY)

- Solid brass lock body, waterproof, super brass polishing or brass wire drawing finishing
- 30mm above steel shackle can be hardened, stainless steel shackle can be choosing
- Brass pins in brass cylinder, high strength, high accuracy, anti-rust, more durable
- Brass tongue more durable, 30mm above can choosing with 2 brass tongus double locking
- 3 secured nickel plated normal keys or cross keys or computer keys can be choosing
- Large range of key combinations, available with keyed alike or keyed different
- Available for outdoor environment

#### ART NO: BHP

Item NO	Size (mm)	Shackle And Lock Body Dimensions						
		A	B	C	D	E	F	No. pins
BHP-251	20	20	20	13	3.3	10.2	10	3
BHP-262	25	25	24	15	4.2	11.8	12	4
BHP-263	30	30	31	17	5.2	13.8	14	4
BHP-264	40	40	35	21	6.2	19.8	16	4
BHP-265	50	50	42	25	6.6	25.5	19	5
BHP-266	60	63	50	32	11	32	21	5
BHP-267	70	75	58	41	12	38	22	6

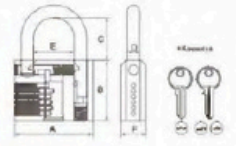


### BRASS PADLOCK (MID-HEAVY DUTY)

- Solid brass lock body, waterproof, super brass polishing or brass wire drawing finishing
- 30mm above steel shackle can be hardened, stainless steel shackle can be choosing
- Brass pins in brass cylinder, high strength, high accuracy, anti-rust, more durable
- Brass tongue more durable, 30mm above can choosing with 2 brass tongus double locking
- 3 secured nickel plated normal keys or cross keys or computer keys can be choosing
- Large range of key combinations, available with keyed alike or keyed different
- Available for outdoor environment

#### ART NO: BMP

Item NO	Size (mm)	Shackle And Lock Body Dimensions						
		A	B	C	D	E	F	No. pins
BMP-281	20	20	20	13	3.3	10.2	10	3
BMP-282	25	25	24	16	4.2	11.8	10	4
BMP-283	30	30	27	17	5	15	11	4
BMP-284	40	40	33	21	6	20	14	4
BMP-285	50	50	39	26	7.5	26.5	16	5
BMP-286	60	60	45	35	9	33	18	5
BMP-287	70	70	61	37	11	38	22	6

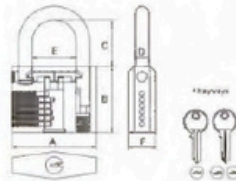


### BRASS DIAMOND PADLOCK

- Rhombic shape/Diamond type solid brass lock body, waterproof, super brass polishing or brass wire drawing finishing
- 30mm above steel shackle can be hardened, stainless steel shackle can be choosing
- Brass pins in brass cylinder, high strength, high accuracy, anti-rust, more durable
- Brass tongue more durable, 30mm above can choosing with 2 brass tongus double locking
- 3 secured nickel plated normal keys or cross keys or computer keys can be choosing
- Large range of key combinations, available with keyed alike or keyed different
- Available for outdoor environment

#### ART NO: BDP

Item NO	Size (mm)	Shackle And Lock Body Dimensions						
		A	B	C	D	E	F	No. pins
BDP-340	40	40	33	23	7	20.5	16	5
BDP-350	50	50	40	30	8	28	18	5
BDP-360	60	60	46	35	10	32	19	6




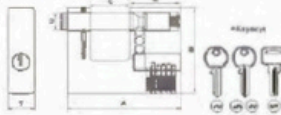


### RECTANGULAR IRON/BRASS PADLOCK

- Solid iron lock body and chrome plated steel shackle
- Gold plated/nickel plated/chrome plated finishing can choosing
- Large range of key combinations(normal keys/atom keys/cross keys/computer keys)
- 3 secured keys, nickel plated, brass keys or steel keys can choosing(smooth locking and unlocking)
- Brass pins in brass cylinder for protection against corrosion
- Available for outdoor use
- Different packing available

#### ART NO: RP

Item NO	Size (mm)	Shackle And Lock Body Dimensions						
		A	B	C	D	E	F	No. pins
RP-370	70	70	50	24	11	32	20	5
RP-380	80	80	50	29	11	33	20	5
RP-390	90	90	55	30	11	35	20	5
RP-3100	100	100	63	40	12	38	22	5

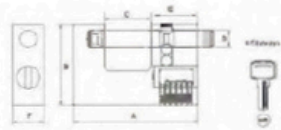


### HARDENED SOLID STEEL RECTANGULAR PADLOCK

- Heavy duty solid steel lock body, chrome plated steel shackle
- Gold plated/nickel plated/chrome plated/wire drawing finishing can choosing
- 3 secured computer keys, nickel plated, brass keys or steel keys can choosing(smooth locking and unlocking)
- Double steel balls locking mechanism for highest resistance to prying and blowing
- Brass cylinder and brass pins for protection against corrosion
- High security, available on both commercial and industrial facility
- Different packing available

#### ART NO: SRP

Item NO	Size (mm)	Shackle And Lock Body Dimensions						
		A	B	C	D	E	F	No. pins
SRP-374	74	74	70	24	12	25	29	6
SRP-384	84	84	70	36	13	25	29	6
SRP-394	94	94	70	41	14	26	30	6


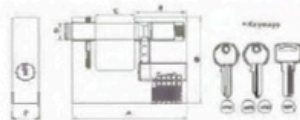


### FULL-SHEEL STEEL COVER RECTANGULAR PADLOCK

- Solid steel lock body completely inside all armored with case hardened steel and anti drill plug
- Chrome plated steel shackle
- 3 secured computer keys or "S" shape secured keys available, nickel plated, brass keys or steel keys can choosing(smooth locking and unlocking)
- Double steel balls locking mechanism for highest resistance to prying and blowing
- Brass cylinder and brass pins for protection against corrosion
- High security, available on both commercial and industrial facility
- Different packing available

#### ART NO: FRP

Item NO	Size (mm)	Shackle And Lock Body Dimensions						
		A	B	C	D	E	F	No. pins
FRP-370	70	70	60	20	11	36	24	5
FRP-380	80	80	65	26	12	40	24	5
FRP-390	90	90	65	32	14	40	24	5
FRP-3100	100	100	66	38	14	40	24	5




# Steel Padlock Series

Anti-theft Anti-violence High security.available on both commercial and industrial facility





# I High Quality Big Lockset



**D101**



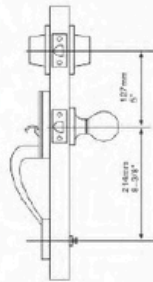
**D102**



## 71219-AB-DH

Material: Zinc alloy  
Function: single handle  
double handle  
dummy handle

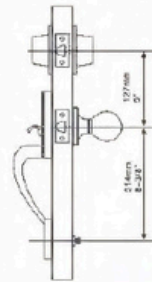
Material: Aleación de Zinc  
Función: manija sencilla  
manija doble  
manija facticia



## 71219-PB-ET

Material: Zinc alloy  
Function: single handle  
double handle  
dummy handle

Material: Aleación de Zinc  
Función: manija sencilla  
manija doble  
manija facticia



**2001**



**8001**



**8011**



**8021**



**8031**



**8041**



